

Rotax Max Challenge Grand Finals 2013

New Orleans (USA) 13.-16. November 2013

Non Qualifying Practice 2 Senior even Numbers

Strecke / track: 1460m

started: 36 classified: 36 not classified: 0

Doc. 4

Pos	Nr.	Driver	Country	Entrant	tour laps	Differenz	Ecart gap	chrono fastest lap	tour in lap	Ø speed
1	266	Brand	Edward	United Kingdom	Intrepid Driver Program	11		0:56,072	11	93,7 km/h
2	272	Askew	Oliver	United States of America	Maxspeed Group	11	0:00,104	0:00,104	9	93,6 km/h
3	252	Rochford	Daniel	Australia	Int. Karting Distributor	8	0:00,148	0:00,044	8	93,5 km/h
4	274	Neri	Nick	United States of America	Maxspeed Group	13	0:00,281	0:00,133	12	93,3 km/h
5	260	Arcsott	Phillip	United States of America	Maxspeed Group	10	0:00,357	0:00,076	10	93,1 km/h
6	222	Magnusson	Jesper	Sweden	Radne Motor AB	13	0:00,362	0:00,005	2	93,1 km/h
7	220	Claman-Demelo	Zachary	Canada	SKA Karting International inc	14	0:00,369	0:00,007	7	93,1 km/h
8	210	Eastwood	Charlie	Ireland	Strawberry Racing	10	0:00,384	0:00,015	10	93,1 km/h
9	258	Cousin	Jules	France	Team France	13	0:00,431	0:00,047	11	93,0 km/h
10	230	Bezel	Petr	Czech	MS Kart Racing Team s.r.o.	15	0:00,462	0:00,031	9	93,0 km/h
11	250	Ferencz	Mark	Hungary	MGSZ	13	0:00,559	0:00,097	13	92,8 km/h
12	276	Palmer	Andrew	United States of America	Maxspeed Group	11	0:00,564	0:00,005	11	92,8 km/h
13	212	Bielecki	Kacper	Poland	Mariusz Bielecki	12	0:00,577	0:00,013	11	92,8 km/h
14	240	Vitar	Jorge Arturo	Argentina	Gonzalo Alenaz	13	0:00,627	0:00,050	11	92,7 km/h
15	248	Bryntesson	Thomas	Norway	Stefan Bryntesson	15	0:00,668	0:00,041	6	92,6 km/h
16	232	Bedard	Olivier	Canada	SKA Karting International inc	13	0:00,692	0:00,024	7	92,6 km/h
17	242	Kivi	Kairo	Estonia	AGS Racing	13	0:00,694	0:00,002	5	92,6 km/h
18	262	Posch	Pascal	Switzerland	Kart-Club Oerlikon	5	0:00,695	0:00,001	5	92,6 km/h
19	216	Serenko	Alexander	Russia	Aviagamma Ltd	15	0:00,697	0:00,002	11	92,6 km/h
20	268	Sherlock	William	Ireland	Michael Doherty	13	0:00,751	0:00,054	8	92,5 km/h
21	278	Aitken	Max	United Kingdom	Strawberry Racing	11	0:00,763	0:00,012	9	92,5 km/h
22	264	Valenza	Philippe	United Arab Emirates	Al Ain Raceway	12	0:00,786	0:00,023	10	92,4 km/h
23	236	Borlido	Bruno	Portugal	Cabo Do Mundo Kart Team	11	0:00,825	0:00,039	7	92,4 km/h
24	280	Alvarez	Johann	Colombia	Deportes a Motor	15	0:00,904	0:00,079	12	92,2 km/h
25	218	Parkins	Nathan	South Africa	Dan Holland Racing	11	0:00,929	0:00,025	8	92,2 km/h
26	256	Pozzoli	Xavier	France	Team France	9	0:00,960	0:00,031	2	92,2 km/h
27	234	Forman	Jiri	Czech	MS Kart Racing Team s.r.o.	13	0:00,970	0:00,010	5	92,1 km/h
28	246	Hongli	Ye	China	KRS Motorsports	15	0:01,008	0:00,038	9	92,1 km/h
29	224	Alves	Yuri	Brazil	Team Brasil	12	0:01,109	0:00,101	9	91,9 km/h
30	238	Mohd Noor	Syazwan	Malaysia	KRS Motorsports	14	0:01,221	0:00,112	13	91,7 km/h
31	270	Mahadik	Krishnaraaj	India	Meco Racing	11	0:01,240	0:00,019	11	91,7 km/h
32	214	Tyurina	Anastasiya	Russia	Aviagamma Ltd	15	0:01,559	0:00,319	6	91,2 km/h
33	228	Ang	Gilbert	Malaysia	KRS Motorsports	12	0:01,563	0:00,004	7	91,2 km/h
34	244	Psajd	Vid	Slovenia	AKK Sportstil	11	0:01,568	0:00,005	8	91,2 km/h
35	254	Gonzalez	Marc	Spain	Binakart	13	0:01,802	0:00,234	2	90,8 km/h
36	226	Noor	Senna	Indonesia	KRS Motorsports	9	0:01,874	0:00,072	2	90,7 km/h

Clerk of the Course: R. Brito / T.van der Burgt / T.Lainer / Ch.Egger Race director: Nigel Edwards

Stewards: Richard Norbury / Taylon Jocelyn / Norman Jennings

Scrutineer: Paul Klaassen / Colin Ringham / Brian Campbell / Roel Keuen / Kevin Hodge / Minhat Hasnizam

Time Keeping: KART-DATA timing service Franz Schieszler / Martin Summerer

Rotax Max Challenge Grand Finals 2013

New Orleans (USA) 13.-16. November 2013

Non Qualifying Practice 2 Senior even Numbers

Strecke / track: 1460 started: 36 classified: 36 not classified: 0

Fahrername Driver	Brand Edward	Askew Oliver	Rochford Daniel	Neri Nick	Arcscott Phillip	Magnusson Jesper	Claman-Demelo Zachary	Eastwood Charlie	Cousin Jules	Bezel Petr	Ferencz Mark	Palmer Andrew
schnellste Runde in Runde	0:56,072 Rn. 11	0:56,176 Rn. 9	0:56,220 Rn. 8	0:56,353 Rn. 12	0:56,429 Rn. 10	0:56,434 Rn. 2	0:56,441 Rn. 7	0:56,456 Rn. 10	0:56,503 Rn. 11	0:56,534 Rn. 9	0:56,631 Rn. 13	0:56,636 Rn. 11
Speed	93,7 km/h	93,6 km/h	93,5 km/h	93,3 km/h	93,1 km/h	93,1 km/h	93,1 km/h	93,1 km/h	93,0 km/h	93,0 km/h	92,8 km/h	92,8 km/h
Lap 1	0:56,890	0:57,684	0:57,375	0:57,505	0:57,011	0:57,519	0:57,035	0:56,943	0:56,619	0:57,744	0:57,675	2:21,098
Lap 2	0:56,870	0:56,938	0:56,833	0:56,523	0:56,624	<u>0:56,434</u>	0:56,586	0:57,110	0:56,603	0:57,447	1:00,393	0:57,131
Lap 3	1:05,155	0:56,717	0:56,725	0:56,468	0:56,693	0:57,797	0:57,032	0:56,930	0:56,905	0:56,946	1:06,454	0:56,826
Lap 4	0:57,373	0:56,798	5:51,100	0:56,564	0:56,770	0:57,033	0:59,456	1:00,931	0:56,874	0:56,920	0:56,688	0:57,036
Lap 5	0:57,788	0:56,865	0:56,449	1:09,057	3:21,006	0:57,204	0:58,332	0:59,355	1:04,894	0:56,761	0:57,079	0:57,420
Lap 6	0:56,597	0:56,675	0:56,694	0:56,745	0:56,795	0:56,712	0:56,835	0:56,732	0:56,521	0:56,924	0:56,689	3:24,897
Lap 7	0:56,772	4:41,158	0:56,354	3:01,715	0:56,772	0:57,070	<u>0:56,441</u>	0:56,803	0:56,600	0:59,372	0:57,813	0:57,015
Lap 8	0:56,393	0:56,516	<u>0:56,220</u>	0:56,412	0:56,586	2:55,097	0:56,523	0:56,546	0:57,622	0:57,470	3:09,392	0:57,391
Lap 9	0:56,534	<u>0:56,176</u>		0:56,518	0:56,531	0:56,453	0:56,565	0:56,589	0:56,795	<u>0:56,534</u>	0:56,639	0:57,043
Lap 10	2:42,856	0:56,514		0:56,605	<u>0:56,429</u>	0:56,447	0:56,823	<u>0:56,456</u>	0:56,585	0:56,615	0:56,711	0:57,222
Lap 11	<u>0:56,072</u>	0:56,230		0:56,567		0:56,828	0:57,115		<u>0:56,503</u>	0:56,606	0:57,117	<u>0:56,636</u>
Lap 12				<u>0:56,353</u>		0:57,781	0:56,908		0:56,778	0:59,363	0:56,969	
Lap 13				0:56,577		0:56,648	0:56,789		0:57,040	0:56,554	<u>0:56,631</u>	
Lap 14							2:12,365			0:56,674		
Lap 15										0:57,566		



ACCUS



Rotax Max Challenge Grand Finals 2013

New Orleans (USA) 13.-16. November 2013

Non Qualifying Practice 2 Senior even Numbers



LOUISIANA
Pick your Passion



Strecke / track: 1460 started: 36 classified: 36 not classified: 0

Fahrername Driver	Bielecki Kacper	Vitar JorgeArturo	Bryntesson Thomas	Bedard Olivier	Kivi Kairo	Posch Pascal	Serenko Alexander	Sherlock William	Airken Max	Valenza Philippe	Borlido Bruno	Alvarez Johann
schnellste Runde in Runde	0:56,649 Rn. 11	0:56,699 Rn. 11	0:56,740 Rn. 6	0:56,764 Rn. 7	0:56,766 Rn. 5	0:56,767 Rn. 5	0:56,769 Rn. 11	0:56,823 Rn. 8	0:56,835 Rn. 9	0:56,858 Rn. 10	0:56,897 Rn. 7	0:56,976 Rn. 12
Speed	92,8 km/h	92,7 km/h	92,6 km/h	92,6 km/h	92,6 km/h	92,6 km/h	92,6 km/h	92,5 km/h	92,5 km/h	92,4 km/h	92,4 km/h	92,2 km/h
Lap 1	0:56,972	0:57,792	0:58,242	0:57,890	0:57,764	0:58,408	0:57,820	0:58,192	0:57,571	0:57,929	0:57,574	0:58,008
Lap 2	0:56,664	0:58,588	0:57,374	0:58,577	0:57,224	0:57,279	0:57,536	0:57,903	0:56,960	0:57,754	0:57,302	1:01,999
Lap 3	0:58,488	0:57,607	0:57,097	1:02,996	0:56,967	0:56,926	0:57,911	0:59,074	0:57,173	0:58,450	1:01,856	0:59,411
Lap 4	0:59,684	0:56,912	0:56,858	0:59,717	1:01,285	0:58,053	0:57,149	0:57,726	0:58,027	0:59,589	0:59,806	1:04,406
Lap 5	2:37,571	0:56,882	0:57,008	2:51,482	<u>0:56,766</u>	<u>0:56,767</u>	0:56,973	0:58,241	0:56,890	1:02,013	0:58,252	0:59,096
Lap 6	0:57,055	0:57,048	<u>0:56,740</u>	0:56,967	0:56,907		0:57,132	0:57,309	0:56,999	0:57,354	3:11,698	0:57,642
Lap 7	2:33,278	0:57,043	0:57,201	<u>0:56,764</u>	0:57,914		0:57,910	3:35,245	2:40,208	0:57,052	<u>0:56,897</u>	0:58,703
Lap 8	0:56,679	2:52,269	0:57,707	0:57,439	3:06,934		0:59,102	<u>0:56,823</u>	0:56,914	0:57,130	0:56,903	0:57,290
Lap 9	0:56,671	0:56,942	0:57,363	0:57,129	0:57,077		1:00,241	0:56,957	<u>0:56,835</u>	0:57,113	2:34,011	0:57,409
Lap 10	0:58,443	0:57,270	0:57,091	0:56,978	0:56,790		0:57,722	0:56,924	0:56,962	<u>0:56,858</u>	0:57,463	0:57,351
Lap 11	<u>0:56,649</u>	<u>0:56,699</u>	0:57,019	0:57,127	0:57,145		<u>0:56,769</u>	0:57,107	0:57,091	0:56,996	0:56,900	0:58,763
Lap 12	0:57,466	1:11,676	0:57,728	0:57,717	1:00,424		0:57,123	0:56,988		4:00,312		<u>0:56,976</u>
Lap 13		0:57,297	0:57,349	0:57,086	0:56,907		0:57,159	0:56,961				0:57,109
Lap 14			0:56,826				0:58,170					0:57,197
Lap 15			0:57,166				0:57,626					0:57,339



ACCUS



Rotax Max Challenge Grand Finals 2013

New Orleans (USA) 13.-16. November 2013

Non Qualifying Practice 2 Senior even Numbers



LOUISIANA
Pick your Passion

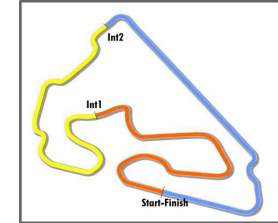


Strecke / track: 1460 started: 36 classified: 36 not classified: 0

Fahrername Driver	Parkins Nathan	Pozzoli Xavier	Forman Jiri	Hongli Ye	Alves Yuri	Mohd Noor Syazwan	Mahadik Krishnaraaj	Tyurina Anastasiya	Ang Gilbert	Psajd Vid	Gonzalez Marc	Noor Senna
schnellste Runde in Runde	0:57,001 Rn. 8	0:57,032 Rn. 2	0:57,042 Rn. 5	0:57,080 Rn. 9	0:57,181 Rn. 9	0:57,293 Rn. 13	0:57,312 Rn. 11	0:57,631 Rn. 6	0:57,635 Rn. 7	0:57,640 Rn. 8	0:57,874 Rn. 2	0:57,946 Rn. 2
Speed	92,2 km/h	92,2 km/h	92,1 km/h	92,1 km/h	91,9 km/h	91,7 km/h	91,7 km/h	91,2 km/h	91,2 km/h	91,2 km/h	90,8 km/h	90,7 km/h
Lap 1	0:58,922	0:57,951	0:57,948	0:58,208	0:58,047	0:58,606	1:01,340	0:58,905	0:58,713	0:59,220	0:58,589	0:58,368
Lap 2	0:58,670	<u>0:57,032</u>	0:57,572	0:58,293	0:57,742	0:59,059	3:27,696	0:59,883	0:58,838	0:59,139	<u>0:57,874</u>	<u>0:57,946</u>
Lap 3	0:59,117	0:58,571	0:57,180	0:59,456	0:57,858	0:58,376	0:58,230	0:58,506	0:59,209	1:00,816	0:59,029	0:58,940
Lap 4	5:00,561	0:58,000	0:57,392	0:58,734	0:57,745	0:57,921	0:58,941	0:59,196	3:47,820	3:15,229	1:05,630	0:58,088
Lap 5	0:57,532	0:57,883	<u>0:57,042</u>	0:58,056	0:57,906	0:59,519	2:41,006	0:59,106	0:57,739	0:58,241	2:31,391	0:58,402
Lap 6	0:57,051	3:47,180	0:57,244	0:57,659	0:57,197	0:57,527	0:58,498	<u>0:57,631</u>	0:58,281	0:58,300	0:58,508	3:48,717
Lap 7	0:57,478	3:53,326	0:57,146	0:57,376	4:28,768	0:57,393	0:57,498	0:58,233	<u>0:57,635</u>	0:58,021	0:58,570	0:58,058
Lap 8	<u>0:57,001</u>	0:57,067	3:08,371	0:57,616	0:57,546	0:57,574	0:59,934	0:57,780	0:57,946	<u>0:57,640</u>	0:58,225	0:57,997
Lap 9	0:57,563	0:57,110	0:57,263	<u>0:57,080</u>	<u>0:57,181</u>	0:57,391	0:59,360	0:57,694	0:57,755	2:41,285	0:58,178	0:58,672
Lap 10	0:57,778		0:57,170	0:57,377	0:58,294	0:57,561	0:57,319	0:58,273	0:57,802	0:57,868	1:10,964	
Lap 11	0:57,590		0:58,097	0:57,883	0:57,400	0:58,267	<u>0:57,312</u>	0:58,776	0:57,718	0:58,292	0:58,141	
Lap 12			0:57,827	0:57,994	0:57,932	0:57,843		0:57,922	0:58,114		0:58,783	
Lap 13			0:57,440	0:57,778		<u>0:57,293</u>		0:58,385			0:58,021	
Lap 14				0:57,365		0:57,798		0:59,470				
Lap 15				0:57,706				0:58,548				

Rotax Max Challenge Grand Finals 2013 New Orleans (USA) 13.-16. November 2013

Non Qualifying Practice 2 Senior even Numbers

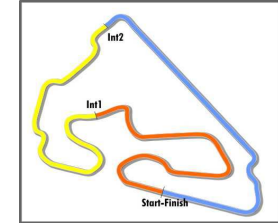


Die schnellsten Zeiten				
Ort	Nr. Fahrername	Zeit	Streckenl.	Ø Speed
Ziel	266 Brand,Edward	0:56,072	1460 m	93,7 km/h
Sektion 1	272 Askew,Oliver	0:19,900	490 m	88,6 km/h
Sektion 2	272 Askew,Oliver	0:18,949	490 m	93,1 km/h
Sektion 3	276 Palmer,Andrew	0:17,069	480 m	101,2 km/h

	theoretisch mögliche Bestzeit 0:56,038 Strn.266 Brand,Edward United Kingdom Intrepid Driver Program				theoretisch mögliche Bestzeit 0:56,161 Strn.272 Askew,Oliver United States of America Maxspeed Group				theoretisch mögliche Bestzeit 0:56,252 Strn.252 Rochford,Daniel Australia Int. Karting Distributor				theoretisch mögliche Bestzeit 0:56,237 Strn.274 Neri,Nick United States of America Maxspeed Group				theoretisch mögliche Bestzeit 0:56,300 Strn.260 Arscott,Phillip United States of America Maxspeed Group			
	Ziel	Sektion 1	Sektion 2	Sektion 3	Ziel	Sektion 1	Sektion 2	Sektion 3	Ziel	Sektion 1	Sektion 2	Sektion 3	Ziel	Sektion 1	Sektion 2	Sektion 3	Ziel	Sektion 1	Sektion 2	Sektion 3
	0:56,072	0:19,934	0:18,958	0:17,146	0:56,176	0:19,900	0:18,949	0:17,312	0:56,220	0:19,973	0:19,078	0:17,201	0:56,353	0:19,926	0:19,123	0:17,188	0:56,429	0:19,965	0:19,161	0:17,174
Runde 1	0:56,890	0:20,358	0:19,202	0:17,330	0:57,684	0:20,658	0:19,373	0:17,653	0:57,375	0:20,534	0:19,425	0:17,416	0:57,505	0:20,789	0:19,396	0:17,320	0:57,011	0:20,326	0:19,293	0:17,392
Runde 2	0:56,870	0:20,471	0:19,253	0:17,146	0:56,938	0:20,224	0:19,172	0:17,542	0:56,833	0:20,058	0:19,162	0:17,613	0:56,523	0:19,926	0:19,203	0:17,394	0:56,624	0:20,115	0:19,161	0:17,348
Runde 3	1:05,155	0:20,828	0:26,717	0:17,610	0:56,717	0:20,117	0:19,050	0:17,550	0:56,725	0:20,039	0:19,243	0:17,443	0:56,468	0:20,024	0:19,184	0:17,260	0:56,693	0:20,056	0:19,227	0:17,410
Runde 4	0:57,373	0:20,142	0:19,168	0:18,063	0:56,798	0:20,069	0:19,136	0:17,593	5:51,100	5:14,547	0:19,239	0:17,314	0:56,564	0:19,932	0:19,310	0:17,322	0:56,770	0:20,075	0:19,327	0:17,368
Runde 5	0:57,788	0:20,920	0:19,651	0:17,217	0:56,865	0:20,139	1:21,124	0:44,398	0:56,449	0:20,004	0:19,182	0:17,263	1:09,057	0:30,365	1:23,337	0:44,645	3:21,006	2:44,464	0:19,301	0:17,241
Runde 6	0:56,597	0:20,223	1:21,106	0:44,732	0:56,675	0:20,142	0:19,134	0:17,399	0:56,694	0:20,058	0:19,365	0:17,271	0:56,745	0:20,087	0:19,339	0:17,319	0:56,795	0:20,305	0:19,316	0:17,174
Runde 7	0:56,772	0:20,332	0:19,160	0:17,280	4:41,158	4:04,329	0:19,273	0:17,556	0:56,354	0:20,075	0:19,078	0:17,201	3:01,715	2:21,439	0:22,849	0:17,427	0:56,772	0:20,077	0:19,422	0:17,273
Runde 8	0:56,393	0:20,050	0:19,132	0:17,211	0:56,516	0:20,039	0:19,117	0:17,360	0:56,220	0:19,973	0:19,150		0:56,412	0:19,984	0:19,155	0:17,273	0:56,586	0:19,974	0:19,242	0:17,370
Runde 9	0:56,534	0:20,096	0:19,143	0:17,295	0:56,176	0:19,900	0:18,949	0:17,327		0:20,062	0:19,589		0:56,518	0:19,955	0:19,206	0:17,357	0:56,531	0:20,088	0:19,217	0:17,226
Runde 10	2:42,856	2:06,295	0:19,222	0:17,339	0:56,514	0:20,001	0:19,201	0:17,312					0:56,605	0:20,017	0:19,264	0:17,324	0:56,429	0:19,965	0:19,224	
Runde 11	0:56,072	0:19,934	0:18,958		0:56,230	0:19,939	0:18,970						0:56,567	0:20,055	0:19,198	0:17,314		0:20,100	0:19,161	
Runde 12		0:20,054	0:18,965										0:56,353	0:19,979	0:19,186	0:17,188				
Runde 13													0:56,577	0:20,009	0:19,123					
Runde 14																				

Rotax Max Challenge Grand Finals 2013 New Orleans (USA) 13.-16. November 2013

Non Qualifying Practice 2 Senior even Numbers

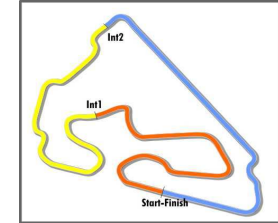


Die schnellsten Zeiten				
Ort	Nr. Fahrername	Zeit	Streckenl.	Ø Speed
Ziel	266 Brand,Edward	0:56,072	1460 m	93,7 km/h
Sektion 1	272 Askew,Oliver	0:19,900	490 m	88,6 km/h
Sektion 2	272 Askew,Oliver	0:18,949	490 m	93,1 km/h
Sektion 3	276 Palmer,Andrew	0:17,069	480 m	101,2 km/h

	theoretisch mögliche Bestzeit 0:56,222 Stnr.222 Magnusson,Jesper Sweden Radne Motor AB				theoretisch mögliche Bestzeit 0:56,258 Stnr.220 Claman-Demelo,Zachary Canada SRA Karting International inc				theoretisch mögliche Bestzeit 0:56,333 Stnr.210 Eastwood,Charlie Ireland Strawberry Racing				theoretisch mögliche Bestzeit 0:56,297 Stnr.258 Cousin,Jules France Team France				theoretisch mögliche Bestzeit 0:56,321 Stnr.230 Bezel,Petr Czech MS Kart Racing Team s.r.o.			
	Ziel	Sektion 1	Sektion 2	Sektion 3	Ziel	Sektion 1	Sektion 2	Sektion 3	Ziel	Sektion 1	Sektion 2	Sektion 3	Ziel	Sektion 1	Sektion 2	Sektion 3	Ziel	Sektion 1	Sektion 2	Sektion 3
	0:56,434	0:19,953	0:19,100	0:17,169	0:56,441	0:19,920	0:19,219	0:17,119	0:56,456	0:20,012	0:19,209	0:17,112	0:56,503	0:20,031	0:19,055	0:17,211	0:56,534	0:20,172	0:19,031	0:17,118
Runde 1	0:57,519	0:20,390	0:19,283	0:17,846	0:57,035	0:20,381	0:19,340	0:17,314	0:56,943	0:20,324	0:19,231	0:17,388	0:56,619	0:20,119	0:19,116	0:17,384	0:57,744	0:20,757	0:19,456	0:17,531
Runde 2	0:56,434	0:19,976	0:19,116	0:17,342	0:56,586	0:20,007	0:19,307	0:17,272	0:57,110	0:20,109	0:19,209	0:17,792	0:56,603	0:20,085	0:19,066	0:17,452	0:57,447	0:20,743	0:19,376	0:17,328
Runde 3	0:57,797	0:20,115	0:19,576	0:18,106	0:57,032	0:20,068	0:19,778	0:17,186	0:56,930	0:20,186	0:19,495	0:17,249	0:56,905	0:20,425	0:19,087	0:17,393	0:56,946	0:20,463	0:19,330	0:17,153
Runde 4	0:57,033	0:20,267	0:19,166	0:17,600	0:59,456	0:20,109	0:19,453	0:19,894	1:00,931	0:20,346	0:19,299	0:21,286	0:56,874	0:20,200	1:20,988	0:44,314	0:56,920	0:20,370	0:19,338	0:17,212
Runde 5	0:57,204	0:20,600	0:19,131	0:17,473	0:58,332	0:20,995	0:19,643	0:17,694	0:59,355	0:22,876	0:19,282	0:17,197	1:04,894	0:22,412	0:25,039	0:17,443	0:56,761	0:20,455	0:19,103	0:17,203
Runde 6	0:56,712	0:19,995	1:21,195	0:44,478	0:56,835	0:20,070	1:21,367	0:44,602	0:56,732	0:20,038	1:21,160	0:44,466	0:56,521	0:20,172	0:19,138	0:17,211	0:56,924	0:20,395	1:21,146	0:44,617
Runde 7	0:57,070	0:20,625	0:19,155	0:17,290	0:56,441	0:20,058	0:19,230	0:17,153	0:56,803	0:20,227	0:19,464	0:17,112	0:56,600	0:20,068	0:19,112	0:17,420	0:59,372	0:20,425	0:19,302	0:19,645
Runde 8	2:55,097	2:18,506	0:19,170	0:17,421	0:56,523	0:20,044	0:19,284	0:17,195	0:56,546	0:20,012	0:19,360	0:17,174	0:57,622	0:20,073	0:19,320	0:18,229	0:57,470	0:20,505	0:19,247	0:17,718
Runde 9	0:56,453	0:20,105	0:19,100	0:17,248	0:56,565	0:20,175	0:19,271	0:17,119	0:56,589	0:20,102	0:19,335	0:17,152	0:56,795	0:20,251	0:19,101	0:17,443	0:56,534	0:20,319	0:19,097	0:17,118
Runde 10	0:56,447	0:19,953	0:19,325	0:17,169	0:56,823	0:19,920	0:19,477	0:17,426	0:56,456	0:20,068	0:19,250		0:56,585	0:20,122	0:19,055	0:17,408	0:56,615	0:20,237	0:19,159	0:17,219
Runde 11	0:56,828	0:20,012	0:19,590	0:17,226	0:57,115	0:20,704	0:19,219	0:17,192		0:20,100	0:19,493		0:56,503	0:20,031	0:19,090	0:17,382	0:56,606	0:20,230	0:19,190	0:17,186
Runde 12	0:57,781	0:20,549	0:19,596	0:17,636	0:56,908	0:20,010	0:19,278	0:17,620					0:56,778	0:20,078	0:19,238	0:17,462	0:59,363	0:22,712	0:19,365	0:17,286
Runde 13	0:56,648	0:20,012	0:19,247		0:56,789	0:20,259	0:19,383	0:17,147					0:57,040	0:20,535	0:19,128		0:56,554	0:20,172	0:19,262	0:17,120
Runde 14					2:12,365	1:35,898	0:19,248							0:20,151	0:19,258		0:56,674	0:20,333	0:19,031	0:17,310
Runde 15																	0:57,566	0:21,157	0:19,195	

Rotax Max Challenge Grand Finals 2013 New Orleans (USA) 13.-16. November 2013

Non Qualifying Practice 2 Senior even Numbers

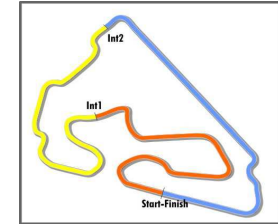


Die schnellsten Zeiten				
Ort	Nr. Fahrername	Zeit	Streckenl.	Ø Speed
Ziel	266 Brand,Edward	0:56,072	1460 m	93,7 km/h
Sektion 1	272 Askew,Oliver	0:19,900	490 m	88,6 km/h
Sektion 2	272 Askew,Oliver	0:18,949	490 m	93,1 km/h
Sektion 3	276 Palmer,Andrew	0:17,069	480 m	101,2 km/h

	theoretisch mögliche Bestzeit 0:56,449 Stnr.250 Ferencz,Mark Hungary MGSZ				theoretisch mögliche Bestzeit 0:56,400 Stnr.276 Palmer,Andrew United States of America Maxspeed Group				theoretisch mögliche Bestzeit 0:56,406 Stnr.212 Bielecki,Kacper Poland Mariusz Bielecki				theoretisch mögliche Bestzeit 0:56,470 Stnr.240 Vitar,Jorge Arturo Argentina Gonzalo Alenaz				theoretisch mögliche Bestzeit 0:56,579 Stnr.248 Bryntesson,Thomas Norway Stefan Bryntesson			
	Ziel	Sektion 1	Sektion 2	Sektion 3	Ziel	Sektion 1	Sektion 2	Sektion 3	Ziel	Sektion 1	Sektion 2	Sektion 3	Ziel	Sektion 1	Sektion 2	Sektion 3	Ziel	Sektion 1	Sektion 2	Sektion 3
	0:56,631	0:20,032	0:19,143	0:17,274	0:56,636	0:20,146	0:19,185	0:17,069	0:56,649	0:20,116	0:19,086	0:17,204	0:56,699	0:20,218	0:19,043	0:17,209	0:56,740	0:20,039	0:19,202	0:17,338
Runde 1	0:57,675	0:20,612	0:19,462	0:17,601	2:21,098	1:44,161	0:19,460	0:17,477	0:56,972	0:20,388	0:19,328	0:17,256	0:57,792	0:20,713	0:19,597	0:17,482	0:58,242	0:20,808	0:19,765	0:17,669
Runde 2	1:00,393	0:23,578	0:19,209	0:17,606	0:57,131	0:20,496	0:19,419	0:17,216	0:56,664	0:20,120	0:19,197	0:17,347	0:58,588	0:21,876	0:19,318	0:17,394	0:57,374	0:20,523	0:19,424	0:17,427
Runde 3	1:06,454	0:20,187	0:28,406	0:17,861	0:56,826	0:20,228	0:19,297	0:17,301	0:58,488	0:20,316	0:19,735	0:18,437	0:57,607	0:21,059	0:19,196	0:17,352	0:57,097	0:20,331	0:19,428	0:17,338
Runde 4	0:56,688	0:20,032	0:19,143	0:17,513	0:57,036	0:20,378	1:21,196	0:44,538	0:59,684	0:23,127	0:19,143	0:17,414	0:56,912	0:20,289	0:19,373	0:17,250	0:56,858	0:20,039	0:19,359	0:17,460
Runde 5	0:57,079	0:20,637	0:19,167	0:17,275	0:57,420	0:20,539	0:19,473	0:17,408	2:37,571	2:00,994	0:19,254	0:17,323	0:56,882	0:20,226	0:19,309	0:17,347	0:57,008	0:20,142	0:19,343	0:17,523
Runde 6	0:56,689	0:20,098	1:21,064	0:44,473	3:24,897	2:48,450	0:19,185	0:17,262	0:57,055	0:20,417	0:19,163	0:17,475	0:57,048	0:20,393	1:21,140	0:44,485	0:56,740	0:20,040	1:21,106	0:44,406
Runde 7	0:57,813	0:20,701	0:19,815	0:17,297	0:57,015	0:20,146	0:19,391	0:17,478	2:33,278	1:56,467	0:19,385	0:17,426	0:57,043	0:20,387	0:19,337	0:17,319	0:57,201	0:20,224	0:19,419	0:17,558
Runde 8	3:09,392	2:32,687	0:19,220	0:17,485	0:57,391	0:21,087	0:19,235	0:17,069	0:56,679	0:20,309	0:19,166	0:17,204	2:52,269	2:15,822	0:19,157	0:17,290	0:57,707	0:20,176	0:19,531	0:18,000
Runde 9	0:56,639	0:20,049	0:19,260	0:17,330	0:57,043	0:20,534	0:19,192	0:17,317	0:56,671	0:20,217	0:19,184	0:17,270	0:56,942	0:20,460	0:19,273	0:17,209	0:57,363	0:20,156	0:19,482	0:17,725
Runde 10	0:56,711	0:20,133	0:19,297	0:17,281	0:57,222	0:20,331	0:19,606	0:17,285	0:58,443	0:22,014	0:19,131	0:17,298	0:57,270	0:20,704	0:19,043	0:17,523	0:57,091	0:20,197	0:19,361	0:17,533
Runde 11	0:57,117	0:20,467	0:19,376	0:17,274	0:56,636	0:20,246	0:19,188		0:56,649	0:20,326	0:19,086	0:17,237	0:56,699	0:20,218	0:19,222	0:17,259	0:57,019	0:20,116	0:19,380	0:17,523
Runde 12	0:56,969	0:20,320	0:19,302	0:17,347					0:57,466	0:20,116	0:19,533		1:11,676	0:20,266	0:19,258	0:32,152	0:57,728	0:20,406	0:19,344	0:17,978
Runde 13	0:56,631	0:20,037	0:19,221										0:57,297	0:20,791	0:19,127		0:57,349	0:20,200	0:19,310	0:17,839
Runde 14																	0:56,826	0:20,078	0:19,202	0:17,546
Runde 15																	0:57,166	0:20,255	0:19,367	

Rotax Max Challenge Grand Finals 2013 New Orleans (USA) 13.-16. November 2013

Non Qualifying Practice 2 Senior even Numbers

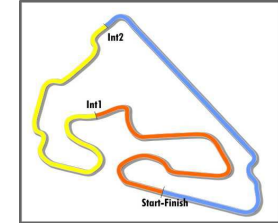


Die schnellsten Zeiten				
Ort	Nr. Fahrername	Zeit	Streckenl.	Ø Speed
Ziel	266 Brand,Edward	0:56,072	1460 m	93,7 km/h
Sektion 1	272 Askew,Oliver	0:19,900	490 m	88,6 km/h
Sektion 2	272 Askew,Oliver	0:18,949	490 m	93,1 km/h
Sektion 3	276 Palmer,Andrew	0:17,069	480 m	101,2 km/h

	theoretisch mögliche Bestzeit 0:56,407 Stnr.232 Bedard,Oliver Canada SRA Karting International inc				theoretisch mögliche Bestzeit 0:56,538 Stnr.242 Kivi,Kairo Estonia AGS Racing				theoretisch mögliche Bestzeit 0:56,761 Stnr.262 Posch,Pascal Switzerland Kart-Club Oerlikon				theoretisch mögliche Bestzeit 0:56,769 Stnr.216 Serenko,Alexander Russia Aviagamma Ltd				theoretisch mögliche Bestzeit 0:56,686 Stnr.268 Sherlock,William Ireland Michael Doherty			
	Ziel	Sektion 1	Sektion 2	Sektion 3	Ziel	Sektion 1	Sektion 2	Sektion 3	Ziel	Sektion 1	Sektion 2	Sektion 3	Ziel	Sektion 1	Sektion 2	Sektion 3	Ziel	Sektion 1	Sektion 2	Sektion 3
	0:56,764	0:19,963	0:19,259	0:17,185	0:56,766	0:20,081	0:19,256	0:17,201	0:56,767	0:20,222	0:19,290	0:17,249	0:56,769	0:20,165	0:19,214	0:17,390	0:56,823	0:20,006	0:19,347	0:17,333
Runde 1	0:57,890	0:20,852	0:19,460	0:17,578	0:57,764	0:20,621	0:19,551	0:17,592	0:58,408	0:21,239	0:19,578	0:17,591	0:57,820	0:20,629	0:19,611	0:17,580	0:58,192	0:21,194	0:19,539	0:17,459
Runde 2	0:58,577	0:20,502	0:20,329	0:17,746	0:57,224	0:20,351	0:19,400	0:17,473	0:57,279	0:20,594	0:19,424	0:17,261	0:57,536	0:20,690	0:19,406	0:17,440	0:57,903	0:20,445	0:19,882	0:17,576
Runde 3	1:02,996	0:25,134	0:20,085	0:17,777	0:56,967	0:20,180	0:19,429	0:17,358	0:56,926	0:20,315	0:19,362	0:17,249	0:57,911	0:20,570	0:19,909	0:17,432	0:59,074	0:21,743	0:19,769	0:17,562
Runde 4	0:59,717	0:20,317	0:19,381	0:20,019	1:01,285	0:20,097	0:20,119	0:21,069	0:58,053	0:21,435	0:19,290	0:17,328	0:57,149	0:20,227	0:19,439	0:17,483	0:57,726	0:20,918	0:19,439	0:17,369
Runde 5	2:51,482	2:14,864	0:19,280	0:17,338	0:56,766	0:20,107	0:19,380	0:17,279	0:56,767	0:20,222	1:21,058		0:56,973	0:20,302	0:19,228	0:17,443	0:58,241	0:20,243	0:20,442	0:17,556
Runde 6	0:56,967	0:20,171	0:19,357	0:17,439	0:56,907	0:20,081	1:21,352	0:44,526		2:44,105	0:19,504		0:57,132	0:20,229	1:21,255	0:44,352	0:57,309	0:20,185	1:21,513	0:44,389
Runde 7	0:56,764	0:20,282	0:19,259	0:17,223	0:57,914	0:21,135	0:19,454	0:17,325	0:57,910	0:20,837	0:19,313	0:17,760	0:57,910	0:20,837	0:19,313	0:17,760	3:35,245	2:58,228	0:19,550	0:17,467
Runde 8	0:57,439	0:19,963	0:19,682	0:17,794	3:06,934	2:30,335	0:19,334	0:17,265	0:59,102	0:20,292	0:19,308	0:19,502	0:59,102	0:20,292	0:19,308	0:19,502	0:56,823	0:20,006	0:19,460	0:17,357
Runde 9	0:57,129	0:20,654	0:19,290	0:17,185	0:57,077	0:20,497	0:19,256	0:17,324	1:00,241	0:23,143	0:19,397	0:17,701	0:56,957	0:20,210	0:19,347	0:17,400	0:56,957	0:20,210	0:19,347	0:17,400
Runde 10	0:56,978	0:20,157	0:19,275	0:17,546	0:56,790	0:20,119	0:19,470	0:17,201	0:57,722	0:20,377	0:19,376	0:17,969	0:56,924	0:20,142	0:19,449	0:17,333	0:56,924	0:20,142	0:19,449	0:17,333
Runde 11	0:57,127	0:20,144	0:19,788	0:17,195	0:57,145	0:20,250	0:19,588	0:17,307	0:56,769	0:20,165	0:19,214	0:17,390	0:57,107	0:20,249	0:19,432	0:17,426	0:57,107	0:20,249	0:19,432	0:17,426
Runde 12	0:57,717	0:20,496	0:19,899	0:17,322	1:00,424	0:20,522	0:22,555	0:17,347					0:57,123	0:20,248	0:19,279	0:17,596	0:56,988	0:20,157	0:19,362	0:17,469
Runde 13	0:57,086	0:20,065	0:19,449		0:56,907	0:20,159	0:19,388						0:57,159	0:20,200	0:19,378	0:17,581	0:56,961	0:20,042	0:19,386	
Runde 14													0:58,170	0:20,643	0:19,477	0:18,050				
Runde 15													0:57,626	0:20,596	0:19,335					

Rotax Max Challenge Grand Finals 2013 New Orleans (USA) 13.-16. November 2013

Non Qualifying Practice 2 Senior even Numbers

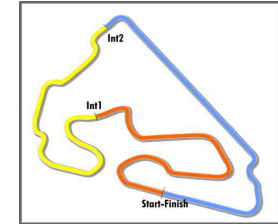


Die schnellsten Zeiten				
Ort	Nr. Fahrername	Zeit	Streckenl.	Ø Speed
Ziel	266 Brand,Edward	0:56,072	1460 m	93,7 km/h
Sektion 1	272 Askew,Oliver	0:19,900	490 m	88,6 km/h
Sektion 2	272 Askew,Oliver	0:18,949	490 m	93,1 km/h
Sektion 3	276 Palmer,Andrew	0:17,069	480 m	101,2 km/h

	theoretisch mögliche Bestzeit 0:56,331 Strn.278 Aitken,Max United Kingdom Strawberry Racing				theoretisch mögliche Bestzeit 0:56,704 Strn.264 Valenza,Philippe United Arab Emirates Al Ain Raceway				theoretisch mögliche Bestzeit 0:56,512 Strn.236 Borlido,Bruno Portugal Cabo Do Mundo Kart Team				theoretisch mögliche Bestzeit 0:56,839 Strn.280 Alvarez,Johann Colombia Deportes a Motor				theoretisch mögliche Bestzeit 0:56,762 Strn.218 Parkins,Nathan South Africa Dan Holland Racing			
	Ziel	Sektion 1	Sektion 2	Sektion 3	Ziel	Sektion 1	Sektion 2	Sektion 3	Ziel	Sektion 1	Sektion 2	Sektion 3	Ziel	Sektion 1	Sektion 2	Sektion 3	Ziel	Sektion 1	Sektion 2	Sektion 3
	0:56,835	0:20,054	0:19,146	0:17,131	0:56,858	0:20,097	0:19,215	0:17,392	0:56,897	0:20,038	0:19,206	0:17,268	0:56,976	0:20,130	0:19,308	0:17,401	0:57,001	0:20,083	0:19,396	0:17,283
Runde 1	0:57,571	0:20,880	0:19,487	0:17,204	0:57,929	0:20,728	0:19,545	0:17,656	0:57,574	0:20,254	0:19,543	0:17,777	0:58,008	0:20,811	0:19,647	0:17,550	0:58,922	0:21,342	0:19,732	0:17,848
Runde 2	0:56,960	0:20,244	0:19,356	0:17,360	0:57,754	0:20,166	0:19,576	0:18,012	0:57,302	0:20,515	0:19,511	0:17,276	1:01,999	0:21,254	0:19,491	0:21,254	0:58,670	0:20,394	0:19,945	0:18,331
Runde 3	0:57,173	0:20,280	1:21,467	0:44,574	0:58,450	0:20,440	0:20,246	0:17,764	1:01,856	0:21,074	0:23,383	0:17,399	0:59,411	0:20,925	0:19,943	0:18,543	0:59,117	0:21,291	0:19,860	0:17,966
Runde 4	0:58,027	0:21,081	0:19,599	0:17,347	0:59,589	0:20,311	0:19,288	0:19,990	0:59,806	0:21,275	0:19,833	0:18,698	1:04,406	0:22,700	0:19,879	0:21,827	5:00,561	4:23,545	0:19,508	0:17,508
Runde 5	0:56,890	0:20,331	0:19,392	0:17,167	1:02,013	0:24,752	1:21,421	0:44,160	0:58,252	0:21,360	0:19,334	0:17,558	0:59,096	0:21,728	0:19,636	0:17,732	0:57,532	0:20,569	0:19,499	0:17,464
Runde 6	0:56,999	0:20,057	0:19,648	0:17,294	0:57,354	0:20,145	1:21,328	0:44,119	3:11,698	2:34,943	0:19,391	0:17,364	0:57,642	0:20,130	1:21,880	0:44,368	0:57,051	0:20,281	0:19,396	0:17,374
Runde 7	2:40,208	2:03,812	0:19,146	0:17,250	0:57,052	0:20,168	0:19,378	0:17,506	0:56,897	0:20,038	0:19,529	0:17,330	0:58,703	0:21,555	0:19,635	0:17,513	0:57,478	0:20,361	0:19,834	0:17,283
Runde 8	0:56,914	0:20,054	0:19,729	0:17,131	0:57,130	0:20,186	0:19,300	0:17,644	0:56,903	0:20,279	0:19,356	0:17,268	0:57,290	0:20,176	0:19,496	0:17,618	0:57,001	0:20,083	0:19,571	0:17,347
Runde 9	0:56,835	0:20,212	0:19,451	0:17,172	0:57,113	0:20,097	0:19,367	0:17,649	2:34,011	1:57,360	0:19,206	0:17,445	0:57,409	0:20,310	0:19,477	0:17,622	0:57,563	0:20,658	0:19,516	0:17,389
Runde 10	0:56,962	0:20,090	0:19,477	0:17,395	0:56,858	0:20,137	0:19,288	0:17,433	0:57,463	0:20,249	0:19,677	0:17,537	0:57,351	0:20,429	0:19,355	0:17,567	0:57,778	0:20,208	0:20,213	0:17,357
Runde 11	0:57,091	0:20,202	0:19,560		0:56,996	0:20,389	0:19,215	0:17,392	0:56,900	0:20,315	0:19,454		0:58,763	0:21,912	0:19,316	0:17,535	0:57,590	0:20,232	0:19,522	
Runde 12					4:00,312	3:20,268	0:22,453						0:56,976	0:20,200	0:19,322	0:17,454				
Runde 13													0:57,109	0:20,400	0:19,308	0:17,401				
Runde 14													0:57,197	0:20,296	0:19,441	0:17,460				
Runde 15													0:57,339	0:20,423	0:19,392					

Rotax Max Challenge Grand Finals 2013 New Orleans (USA) 13.-16. November 2013

Non Qualifying Practice 2 Senior even Numbers

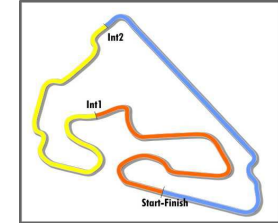


Die schnellsten Zeiten				
Ort	Nr. Fahrername	Zeit	Streckenl.	Ø Speed
Ziel	266 Brand,Edward	0:56,072	1460 m	93,7 km/h
Sektion 1	272 Askew,Oliver	0:19,900	490 m	88,6 km/h
Sektion 2	272 Askew,Oliver	0:18,949	490 m	93,1 km/h
Sektion 3	276 Palmer,Andrew	0:17,069	480 m	101,2 km/h

	theoretisch mögliche Bestzeit 0:56,704 Stnr.256 Pozzoli,Xavier France Team France				theoretisch mögliche Bestzeit 0:56,672 Stnr.234 Forman,Jiri Czech MS Kart Racing Team s.r.o.				theoretisch mögliche Bestzeit 0:56,980 Stnr.246 Hongli,Ye China KRS Motorsports				theoretisch mögliche Bestzeit 0:57,025 Stnr.224 Alves,Yuri Brazil Team Brasil				theoretisch mögliche Bestzeit 0:56,892 Stnr.238 Mohd Noor,Syazwan Malaysia KRS Motorsports			
	Ziel	Sektion 1	Sektion 2	Sektion 3	Ziel	Sektion 1	Sektion 2	Sektion 3	Ziel	Sektion 1	Sektion 2	Sektion 3	Ziel	Sektion 1	Sektion 2	Sektion 3	Ziel	Sektion 1	Sektion 2	Sektion 3
	0:57,032	0:19,948	0:19,292	0:17,464	0:57,042	0:20,368	0:19,172	0:17,132	0:57,080	0:20,217	0:19,476	0:17,287	0:57,181	0:20,143	0:19,359	0:17,523	0:57,293	0:20,195	0:19,178	0:17,519
Runde 1	0:57,951	0:20,556	0:19,545	0:17,850	0:57,948	0:20,769	0:19,636	0:17,543	0:58,208	0:20,930	0:19,717	0:17,561	0:58,047	0:20,649	0:19,720	0:17,678	0:58,606	0:21,021	0:19,997	0:17,588
Runde 2	0:57,032	0:19,961	0:19,341	0:17,730	0:57,572	0:20,769	0:19,401	0:17,402	0:58,293	0:20,576	0:19,797	0:17,920	0:57,742	0:20,143	0:19,834	0:17,765	0:59,059	0:20,490	0:19,807	0:18,762
Runde 3	0:58,571	0:20,211	0:20,283	0:18,077	0:57,180	0:20,411	0:19,400	0:17,369	0:59,456	0:21,590	0:20,411	0:17,455	0:57,858	0:20,666	0:19,603	0:17,589	0:58,376	0:20,913	0:19,822	0:17,641
Runde 4	0:58,000	0:20,555	0:19,434	0:18,011	0:57,392	0:20,402	0:19,430	0:17,560	0:58,734	0:21,464	0:19,886	0:17,384	0:57,745	0:20,301	0:19,535	0:17,909	0:57,921	0:20,783	0:19,292	0:17,846
Runde 5	0:57,883	0:20,591	0:19,615	0:17,677	0:57,042	0:20,524	0:19,272	0:17,246	0:58,056	0:20,629	0:20,046	0:17,381	0:57,906	0:20,250	0:19,489	0:18,167	0:59,519	0:20,556	0:20,865	0:18,098
Runde 6	3:47,180	3:10,038	0:19,550	0:17,592	0:57,244	0:20,419	1:21,322	0:44,497	0:57,659	0:20,787	1:21,396	0:44,524	0:57,197	0:20,294	1:21,139	0:44,236	0:57,527	0:20,351	1:21,229	0:44,053
Runde 7	3:53,326	3:16,546	0:19,316	0:17,464	0:57,146	0:20,424	0:19,272	0:17,450	0:57,376	0:20,320	0:19,679	0:17,377	4:28,768	3:51,492	0:19,521	0:17,755	0:57,393	0:20,391	0:19,483	0:17,519
Runde 8	0:57,067	0:19,948	0:19,648	0:17,471	3:08,371	2:31,868	0:19,172	0:17,331	0:57,616	0:20,385	0:19,836	0:17,395	0:57,546	0:20,209	0:19,448	0:17,889	0:57,574	0:20,456	0:19,395	0:17,723
Runde 9	0:57,110	0:20,340	0:19,292		0:57,263	0:20,596	0:19,429	0:17,238	0:57,080	0:20,217	0:19,476	0:17,387	0:57,181	0:20,166	0:19,359	0:17,656	0:57,391	0:20,476	0:19,359	0:17,556
Runde 10					0:57,170	0:20,368	0:19,311	0:17,491	0:57,377	0:20,305	0:19,785	0:17,287	0:58,294	0:21,274	0:19,497	0:17,523	0:57,561	0:20,195	0:19,483	0:17,883
Runde 11					0:58,097	0:20,935	0:20,030	0:17,132	0:57,883	0:20,840	0:19,642	0:17,401	0:57,400	0:20,286	0:19,447	0:17,667	0:58,267	0:21,090	0:19,657	0:17,520
Runde 12					0:57,827	0:20,602	0:19,619	0:17,606	0:57,994	0:20,956	0:19,695	0:17,343	0:57,932	0:20,271	0:19,583		0:57,843	0:20,719	0:19,255	0:17,869
Runde 13					0:57,440	0:20,502	0:19,636		0:57,778	0:20,552	0:19,792	0:17,434					0:57,293	0:20,497	0:19,246	0:17,550
Runde 14									0:57,365	0:20,313	0:19,733	0:17,319					0:57,798	0:20,474	0:19,934	
Runde 15									0:57,706	0:20,312	0:19,892						0:20,403	0:19,178		

Rotax Max Challenge Grand Finals 2013 New Orleans (USA) 13.-16. November 2013

Non Qualifying Practice 2 Senior even Numbers



Die schnellsten Zeiten

Ort	Nr. Fahrername	Zeit	Streckenl.	Ø Speed
Ziel	266 Brand,Edward	0:56,072	1460 m	93,7 km/h
Sektion 1	272 Askew,Oliver	0:19,900	490 m	88,6 km/h
Sektion 2	272 Askew,Oliver	0:18,949	490 m	93,1 km/h
Sektion 3	276 Palmer,Andrew	0:17,069	480 m	101,2 km/h

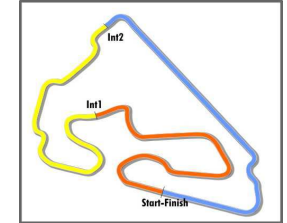
theoretisch mögliche Bestzeit 0:57,085 Strn.270 Mahadik,Krishnaraaj India Meco Racing					theoretisch mögliche Bestzeit 0:57,445 Strn.214 Tyurina,Anastasiya Russia Aviagamma Ltd				theoretisch mögliche Bestzeit 0:57,464 Strn.228 Ang,Gilbert Malaysia KRS Motorsports				theoretisch mögliche Bestzeit 0:57,509 Strn.244 Psajd,Vid Slovenia AKK Sportstil				theoretisch mögliche Bestzeit 0:57,269 Strn.254 Gonzalez,Marc Spain Binakart						
Ziel	Sektion 1	Sektion 2	Sektion 3		Ziel	Sektion 1	Sektion 2	Sektion 3		Ziel	Sektion 1	Sektion 2	Sektion 3		Ziel	Sektion 1	Sektion 2	Sektion 3					
0:57,312	0:20,337	0:19,440	0:17,308		0:57,631	0:20,453	0:19,488	0:17,504		0:57,635	0:20,480	0:19,492	0:17,492		0:57,640	0:20,293	0:19,592	0:17,624		0:57,874	0:20,422	0:19,402	0:17,445
Runde 1	1:01,340	0:23,742	0:19,892	0:17,706	0:58,905	0:21,561	0:19,488	0:17,856	0:58,713	0:20,971	0:19,836	0:17,906	0:17,906	0:59,220	0:21,175	0:19,966	0:18,079	0:18,079	0:58,589	0:20,777	0:20,134	0:17,678	0:17,678
Runde 2	3:27,696	2:50,511	0:19,597	0:17,588	0:59,883	0:21,656	0:19,851	0:18,376	0:58,838	0:20,936	0:19,670	0:18,232	0:18,232	0:59,139	0:20,522	0:19,786	0:18,831	0:18,831	0:57,874	0:20,539	0:19,693	0:17,642	0:17,642
Runde 3	0:58,230	0:20,966	1:21,609	0:44,345	0:58,506	0:21,013	0:19,903	0:17,590	0:59,209	0:21,577	0:19,724	0:17,908	0:17,908	1:00,816	0:22,326	0:20,439	0:18,051	0:18,051	0:59,029	0:21,354	0:20,230	0:17,445	0:17,445
Runde 4	0:58,941	0:21,255	0:19,736	0:17,950	0:59,196	0:21,575	0:19,819	0:17,802	3:47,820	3:10,183	0:19,624	0:18,013	0:18,013	3:15,229	2:37,023	0:20,341	0:17,865	0:17,865	1:05,630	0:21,141	0:20,699	0:23,790	0:23,790
Runde 5	2:41,006	2:03,517	0:20,055	0:17,434	0:59,106	0:21,090	0:20,122	0:17,894	0:57,739	0:20,578	0:19,619	0:17,542	0:17,542	0:58,241	0:20,384	0:20,041	0:17,816	0:17,816	2:31,391	1:53,541	0:19,951	0:17,899	0:17,899
Runde 6	0:58,498	0:20,533	0:19,821	0:18,144	0:57,631	0:20,453	1:21,356	0:44,178	0:58,281	0:20,821	0:19,795	0:17,665	0:17,665	0:58,300	0:20,438	0:20,072	0:17,790	0:17,790	0:58,508	0:20,795	0:19,696	0:18,017	0:18,017
Runde 7	0:57,498	0:20,508	0:19,583	0:17,407	0:58,233	0:20,593	0:19,621	0:18,019	0:57,635	0:20,480	0:19,601	0:17,554	0:17,554	0:58,021	0:20,293	0:20,104	0:17,624	0:17,624	0:58,570	0:20,989	0:19,778	0:17,803	0:17,803
Runde 8	0:59,934	0:20,754	0:20,126	0:19,054	0:57,780	0:20,634	0:19,641	0:17,505	0:57,946	0:20,710	0:19,614	0:17,622	0:17,622	0:57,640	0:20,418	0:19,592	0:17,630	0:17,630	0:58,225	0:20,721	0:19,847	0:17,657	0:17,657
Runde 9	0:59,360	0:20,669	0:19,559	0:19,132	0:57,694	0:20,456	0:19,536	0:17,702	0:57,755	0:20,768	0:19,492	0:17,495	0:17,495	2:41,285	2:03,926	0:19,682	0:17,677	0:17,677	0:58,178	0:20,982	0:19,519	0:17,677	0:17,677
Runde 10	0:57,319	0:20,571	0:19,440	0:17,308	0:58,273	0:20,825	0:19,773	0:17,675	0:57,802	0:20,598	0:19,583	0:17,621	0:17,621	0:57,868	0:20,378	0:19,777	0:17,713	0:17,713	1:10,964	0:21,243	0:19,402	0:30,319	0:30,319
Runde 11	0:57,312	0:20,337	0:19,600		0:58,776	0:21,370	0:19,725	0:17,681	0:57,718	0:20,668	0:19,558	0:17,492	0:17,492	0:58,292	0:20,661	0:19,792			0:58,141	0:20,674	0:19,957	0:17,510	0:17,510
Runde 12					0:57,922	0:20,525	0:19,771	0:17,626	0:58,114	0:20,767	0:19,797								0:58,783	0:20,800	0:20,444	0:17,539	0:17,539
Runde 13					0:58,385	0:20,554	0:20,327	0:17,504											0:58,021	0:20,422	0:19,919		
Runde 14					0:59,470	0:21,467	0:19,815	0:18,188															
Runde 15					0:58,548	0:21,302	0:19,716																

Rotax Max Challenge Grand Finals 2013 New Orleans (USA) 13.-16. November 2013

Non Qualifying Practice 2 Senior even Numbers



Die schnellsten Zeiten				
Ort	Nr. Fahrername	Zeit	Streckenl.	Ø Speed
Ziel	266 Brand,Edward	0:56,072	1460 m	93,7 km/h
Sektion 1	272 Askew,Oliver	0:19,900	490 m	88,6 km/h
Sektion 2	272 Askew,Oliver	0:18,949	490 m	93,1 km/h
Sektion 3	276 Palmer,Andrew	0:17,069	480 m	101,2 km/h



	theoretisch mögliche Bestzeit 0:57,399 Stnr.226 Noor,Senna Indonesia KRS Motorsports																			
	Ziel	Sektion 1	Sektion 2	Sektion 3	Ziel	Sektion 1	Sektion 2	Sektion 3	Ziel	Sektion 1	Sektion 2	Sektion 3	Ziel	Sektion 1	Sektion 2	Sektion 3	Ziel	Sektion 1	Sektion 2	Sektion 3
	0:57,946	0:20,330	0:19,554	0:17,515																
Runde 1	0:58,368	0:20,973	0:19,719	0:17,676																
Runde 2	0:57,946	0:20,330	0:19,907	0:17,709																
Runde 3	0:58,940	0:21,219	0:20,194	0:17,527																
Runde 4	0:58,088	0:20,751	0:19,822	0:17,515																
Runde 5	0:58,402	0:20,765	0:20,066	0:17,571																
Runde 6	3:48,717	3:10,689	0:19,773	0:18,255																
Runde 7	0:58,058	0:20,739	0:19,674	0:17,645																
Runde 8	0:57,997	0:20,767	0:19,693	0:17,537																
Runde 9	0:58,672	0:21,130	0:19,554																	
Runde 10		0:21,124	0:19,889																	

Rotax Max Challenge Grand Finals 2013 New Orleans (USA) 13.-16. November 2013

Non Qualifying Practice 2 Senior even Numbers



Ziel		Sektion 1		Sektion 2		Sektion 3	
Fahrername	Zeit	Fahrername	Zeit	Fahrername	Zeit	Fahrername	Zeit
1 266 Brand,Edward	0:56,072	272 Askew,Oliver	0:19,900	272 Askew,Oliver	0:18,949	276 Palmer,Andrew	0:17,069
2 272 Askew,Oliver	0:56,176	220 Claman-Demelo,Zachary	0:19,920	266 Brand,Edward	0:18,958	210 Eastwood,Charlie	0:17,112
3 252 Rochford,Daniel	0:56,220	274 Neri,Nick	0:19,926	230 Bezel,Petr	0:19,031	230 Bezel,Petr	0:17,118
4 274 Neri,Nick	0:56,353	266 Brand,Edward	0:19,934	240 Vitar,Jorge Arturo	0:19,043	220 Claman-Demelo,Zachary	0:17,119
5 260 Arcsott,Phillip	0:56,429	256 Pozzoli,Xavier	0:19,948	258 Cousin,Jules	0:19,055	278 Aitken,Max	0:17,131
6 222 Magnusson,Jesper	0:56,434	222 Magnusson,Jesper	0:19,953	252 Rochford,Daniel	0:19,078	234 Forman,Jiri	0:17,132
7 220 Claman-Demelo,Zachary	0:56,441	232 Bedard,Olivier	0:19,963	212 Bielecki,Kacper	0:19,086	266 Brand,Edward	0:17,146
8 210 Eastwood,Charlie	0:56,456	260 Arcsott,Phillip	0:19,965	222 Magnusson,Jesper	0:19,100	222 Magnusson,Jesper	0:17,169
9 258 Cousin,Jules	0:56,503	252 Rochford,Daniel	0:19,973	274 Neri,Nick	0:19,123	260 Arcsott,Phillip	0:17,174
10 230 Bezel,Petr	0:56,534	268 Sherlock,William	0:20,006	250 Ferencz,Mark	0:19,143	232 Bedard,Olivier	0:17,185
11 250 Ferencz,Mark	0:56,631	210 Eastwood,Charlie	0:20,012	278 Aitken,Max	0:19,146	274 Neri,Nick	0:17,188
12 276 Palmer,Andrew	0:56,636	258 Cousin,Jules	0:20,031	260 Arcsott,Phillip	0:19,161	252 Rochford,Daniel	0:17,201
13 212 Bielecki,Kacper	0:56,649	250 Ferencz,Mark	0:20,032	234 Forman,Jiri	0:19,172	242 Kivi,Kairo	0:17,201
14 240 Vitar,Jorge Arturo	0:56,699	236 Borlido,Bruno	0:20,038	238 Mohd Noor,Syazwan	0:19,178	212 Bielecki,Kacper	0:17,204
15 248 Bryntesson,Thomas	0:56,740	248 Bryntesson,Thomas	0:20,039	276 Palmer,Andrew	0:19,185	240 Vitar,Jorge Arturo	0:17,209
16 232 Bedard,Olivier	0:56,764	278 Aitken,Max	0:20,054	248 Bryntesson,Thomas	0:19,202	258 Cousin,Jules	0:17,211
17 242 Kivi,Kairo	0:56,766	242 Kivi,Kairo	0:20,081	236 Borlido,Bruno	0:19,206	262 Posch,Pascal	0:17,249
18 262 Posch,Pascal	0:56,767	218 Parkins,Nathan	0:20,083	210 Eastwood,Charlie	0:19,209	236 Borlido,Bruno	0:17,268
19 216 Serenko,Alexander	0:56,769	264 Valenza,Philippe	0:20,097	216 Serenko,Alexander	0:19,214	250 Ferencz,Mark	0:17,274
20 268 Sherlock,William	0:56,823	212 Bielecki,Kacper	0:20,116	264 Valenza,Philippe	0:19,215	218 Parkins,Nathan	0:17,283
21 278 Aitken,Max	0:56,835	280 Alvarez,Johann	0:20,130	220 Claman-Demelo,Zachary	0:19,219	246 Hongli,Ye	0:17,287
22 264 Valenza,Philippe	0:56,858	224 Alves,Yuri	0:20,143	242 Kivi,Kairo	0:19,256	270 Mahadik,Krishnaraaj	0:17,308
23 236 Borlido,Bruno	0:56,897	276 Palmer,Andrew	0:20,146	232 Bedard,Olivier	0:19,259	272 Askew,Oliver	0:17,312
24 280 Alvarez,Johann	0:56,976	216 Serenko,Alexander	0:20,165	262 Posch,Pascal	0:19,290	268 Sherlock,William	0:17,333
25 218 Parkins,Nathan	0:57,001	230 Bezel,Petr	0:20,172	256 Pozzoli,Xavier	0:19,292	248 Bryntesson,Thomas	0:17,338
26 256 Pozzoli,Xavier	0:57,032	238 Mohd Noor,Syazwan	0:20,195	280 Alvarez,Johann	0:19,308	216 Serenko,Alexander	0:17,390
27 234 Forman,Jiri	0:57,042	246 Hongli,Ye	0:20,217	268 Sherlock,William	0:19,347	264 Valenza,Philippe	0:17,392
28 246 Hongli,Ye	0:57,080	240 Vitar,Jorge Arturo	0:20,218	224 Alves,Yuri	0:19,359	280 Alvarez,Johann	0:17,401
29 224 Alves,Yuri	0:57,181	262 Posch,Pascal	0:20,222	218 Parkins,Nathan	0:19,396	254 Gonzalez,Marc	0:17,445
30 238 Mohd Noor,Syazwan	0:57,293	244 Psajd,Vid	0:20,293	254 Gonzalez,Marc	0:19,402	256 Pozzoli,Xavier	0:17,464
31 270 Mahadik,Krishnaraaj	0:57,312	226 Noor,Senna	0:20,330	270 Mahadik,Krishnaraaj	0:19,440	228 Ang,Gilbert	0:17,492
32 214 Tyurina,Anastasiya	0:57,631	270 Mahadik,Krishnaraaj	0:20,337	246 Hongli,Ye	0:19,476	214 Tyurina,Anastasiya	0:17,504
33 228 Ang,Gilbert	0:57,635	234 Forman,Jiri	0:20,368	214 Tyurina,Anastasiya	0:19,488	226 Noor,Senna	0:17,515
34 244 Psajd,Vid	0:57,640	254 Gonzalez,Marc	0:20,422	228 Ang,Gilbert	0:19,492	238 Mohd Noor,Syazwan	0:17,519
35 254 Gonzalez,Marc	0:57,874	214 Tyurina,Anastasiya	0:20,453	226 Noor,Senna	0:19,554	224 Alves,Yuri	0:17,523
36 226 Noor,Senna	0:57,946	228 Ang,Gilbert	0:20,480	244 Psajd,Vid	0:19,592	244 Psajd,Vid	0:17,624