

Rotax Max Challenge Grand Finals 2013

New Orleans (USA) 13.-16. November 2013

Non Qualifying Practice 3 Senior even Numbers

Strecke / track: 1460m

started: 36 classified: 36 not classified: 0

Doc. 12

Pos	Nr.	Driver	Country	Entrant	tour laps	Differenz	Ecart gap	chrono fastest lap	tour in lap	speed	
1	272	Askew	Oliver	United States of America	Maxspeed Group	12		0:55,735	10	94,3 km/h	
2	260	Arcsott	Phillip	United States of America	Maxspeed Group	10	0:00,118	0:00,118	0:55,853	9	94,1 km/h
3	210	Eastwood	Charlie	Ireland	Strawberry Racing	12	0:00,125	0:00,007	0:55,860	8	94,1 km/h
4	266	Brand	Edward	United Kingdom	Intrepid Driver Program	13	0:00,128	0:00,003	0:55,863	6	94,1 km/h
5	212	Bielecki	Kacper	Poland	Mariusz Bielecki	15	0:00,189	0:00,061	0:55,924	12	94,0 km/h
6	274	Neri	Nick	United States of America	Maxspeed Group	12	0:00,215	0:00,026	0:55,950	10	93,9 km/h
7	222	Magnusson	Jesper	Sweden	Radne Motor AB	12	0:00,217	0:00,002	0:55,952	10	93,9 km/h
8	220	Claman-Demelo	Zachary	Canada	SKA Karting International inc	6	0:00,370	0:00,153	0:56,105	6	93,7 km/h
9	258	Cousin	Jules	France	Team France	13	0:00,387	0:00,017	0:56,122	10	93,7 km/h
10	236	Borlido	Bruno	Portugal	Cabo Do Mundo Kart Team	12	0:00,399	0:00,012	0:56,134	11	93,6 km/h
11	230	Bezel	Petr	Czech	MS Kart Racing Team s.r.o.	13	0:00,450	0:00,051	0:56,185	12	93,5 km/h
12	250	Ferencz	Mark	Hungary	MGSZ	13	0:00,458	0:00,008	0:56,193	10	93,5 km/h
13	240	Vitar	Jorge Arturo	Argentina	Gonzalo Alenaz	13	0:00,460	0:00,002	0:56,195	12	93,5 km/h
14	232	Bedard	Olivier	Canada	SKA Karting International inc	13	0:00,461	0:00,001	0:56,196	12	93,5 km/h
15	246	Hongli	Ye	China	KRS Motorsports	15	0:00,479	0:00,018	0:56,214	12	93,5 km/h
16	262	Posch	Pascal	Switzerland	Kart-Club Oerlikon	12	0:00,513	0:00,034	0:56,248	9	93,4 km/h
17	270	Mahadik	Krishnaraaj	India	Meca Racing	13	0:00,542	0:00,029	0:56,277	12	93,4 km/h
18	218	Parkins	Nathan	South Africa	Dan Holland Racing	9	0:00,555	0:00,013	0:56,290	9	93,4 km/h
19	234	Forman	Jiri	Czech	MS Kart Racing Team s.r.o.	13	0:00,626	0:00,071	0:56,361	9	93,3 km/h
20	280	Alvarez	Johann	Colombia	Deportes a Motor	13	0:00,650	0:00,024	0:56,385	12	93,2 km/h
21	278	Aitken	Max	United Kingdom	Strawberry Racing	12	0:00,658	0:00,008	0:56,393	7	93,2 km/h
22	268	Sherlock	William	Ireland	Michael Doherty	13	0:00,666	0:00,008	0:56,401	11	93,2 km/h
23	242	Kivi	Kairo	Estonia	AGS Racing	12	0:00,672	0:00,006	0:56,407	9	93,2 km/h
24	256	Pozzoli	Xavier	France	Team France	11	0:00,682	0:00,010	0:56,417	11	93,2 km/h
25	238	Mohd Noor	Syazwan	Malaysia	KRS Motorsports	14	0:00,768	0:00,086	0:56,503	5	93,0 km/h
26	248	Bryntesson	Thomas	Norway	Stefan Bryntesson	15	0:00,778	0:00,010	0:56,513	12	93,0 km/h
27	276	Palmer	Andrew	United States of America	Maxspeed Group	13	0:00,785	0:00,007	0:56,520	5	93,0 km/h
28	252	Rochford	Daniel	Australia	Int. Karting Distributor	5	0:00,795	0:00,010	0:56,530	4	93,0 km/h
29	264	Valenza	Philippe	United Arab Emirates	Al Ain Raceway	13	0:00,810	0:00,015	0:56,545	10	93,0 km/h
30	244	Psajd	Vid	Slovenia	AKK Sportstil	13	0:00,843	0:00,033	0:56,578	10	92,9 km/h
31	226	Noor	Senna	Indonesia	KRS Motorsports	11	0:01,127	0:00,284	0:56,862	8	92,4 km/h
32	224	Alves	Yuri	Brazil	Team Brasil	11	0:01,170	0:00,043	0:56,905	10	92,4 km/h
33	216	Serenko	Alexander	Russia	Aviagama Ltd	13	0:01,250	0:00,080	0:56,985	11	92,2 km/h
34	228	Ang	Gilbert	Malaysia	KRS Motorsports	11	0:01,296	0:00,046	0:57,031	6	92,2 km/h
35	254	Gonzalez	Marc	Spain	Binakart	14	0:01,319	0:00,023	0:57,054	14	92,1 km/h
36	214	Tyurina	Anastasiya	Russia	Aviagama Ltd	15	0:01,710	0:00,391	0:57,445	7	91,5 km/h

Clerk of the Course: R. Brito / T.van der Burgt / T.Lainer / Ch.Egger Race director: Nigel Edwards

Stewards: Richard Norbury / Taylon Jocelyn / Norman Jennings

Scrutineer: Paul Klaassen / Colin Ringham / Brian Campbell / Roel Keuen / Kevin Hodge / Minhat Hasnizam

Time Keeping: KART-DATA timing service Franz Schieszler / Martin Summerer



ACCUS



Rotax Max Challenge Grand Finals 2013

New Orleans (USA) 13.-16. November 2013

Non Qualifying Practice 3 Senior even Numbers



LOUISIANA
Pick your Passion



Strecke / track: 1460 started: 36 classified: 36 not classified: 0

Fahrername Driver	Askew Oliver	Arcott Phillip	Eastwood Charlie	Brand Edward	Bielecki Kacper	Neri Nick	Magnusson Jesper	Claman-Demelo Zachary	Cousin Jules	Borlido Bruno	Bezel Petr	Ferencz Mark
schnellste Runde in Runde	0:55,735 Rn. 10	0:55,853 Rn. 9	0:55,860 Rn. 8	0:55,863 Rn. 6	0:55,924 Rn. 12	0:55,950 Rn. 10	0:55,952 Rn. 10	0:56,105 Rn. 6	0:56,122 Rn. 10	0:56,134 Rn. 11	0:56,185 Rn. 12	0:56,193 Rn. 10
Speed	94,3 km/h	94,1 km/h	94,1 km/h	94,1 km/h	94,0 km/h	93,9 km/h	93,9 km/h	93,7 km/h	93,7 km/h	93,6 km/h	93,5 km/h	93,5 km/h
Lap 1	0:56,906	0:56,546	0:57,011	0:56,379	0:56,553	0:56,962	0:57,673	0:56,733	0:56,643	0:56,494	0:57,471	0:56,523
Lap 2	0:57,838	0:56,288	0:56,748	0:55,928	0:56,194	0:56,791	0:56,310	1:06,561	0:57,520	0:56,804	0:56,959	0:56,757
Lap 3	1:02,671	0:56,126	0:56,798	0:56,633	0:56,715	2:34,090	0:56,536	0:56,329	0:56,811	0:57,383	0:56,857	0:56,781
Lap 4	0:56,183	0:56,407	0:56,313	0:57,085	0:56,432	0:56,756	0:57,500	0:56,245	0:56,701	0:56,629	0:56,539	0:56,607
Lap 5	0:56,208	3:29,720	0:55,863	0:56,003	0:56,579	0:56,265	0:56,705	0:56,439	0:56,170	0:56,477	0:56,606	0:56,441
Lap 6	0:56,612	0:56,164	0:56,737	<u>0:55,863</u>	0:56,244	0:56,287	2:44,182	<u>0:56,105</u>	0:56,200	3:54,742	0:56,655	0:57,259
Lap 7	0:57,095	0:56,721	0:56,396	0:55,968	0:56,349	0:56,570	0:56,521		0:56,549	0:56,251	2:54,044	2:54,716
Lap 8	0:56,057	0:56,006	<u>0:55,860</u>	0:56,044	0:56,116	0:55,998	0:56,913		0:56,158	0:56,339	0:56,529	0:56,622
Lap 9	3:59,344	<u>0:55,853</u>	0:57,505	2:39,301	0:56,768	2:51,929	2:30,718		0:56,407	0:56,257	0:56,569	0:56,389
Lap 10	<u>0:55,735</u>	0:56,557	0:56,680	0:55,954	0:56,258	<u>0:55,950</u>	<u>0:55,952</u>		<u>0:56,122</u>	0:57,135	0:56,504	<u>0:56,193</u>
Lap 11	0:56,714		3:37,922	0:56,101	0:56,593	0:56,637	0:57,898		0:56,183	<u>0:56,134</u>	0:56,258	0:56,872
Lap 12	0:56,385		0:56,023	0:55,991	<u>0:55,924</u>	0:56,056	0:57,050		0:56,331	0:56,953	<u>0:56,185</u>	0:57,269
Lap 13				0:56,422	0:56,626				1:07,501		0:56,456	0:56,728
Lap 14					0:56,003							
Lap 15					0:56,660							



ACCUS



Rotax Max Challenge Grand Finals 2013

New Orleans (USA) 13.-16. November 2013

Non Qualifying Practice 3 Senior even Numbers



LOUISIANA
Pick your Passion



Strecke / track: 1460 started: 36 classified: 36 not classified: 0

Fahrername Driver	Vitar JorgeArturo	Bedard Olivier	Hongli Ye	Posch Pascal	Mahadik Krishnaraaj	Parkins Nathan	Forman Jiri	Alvarez Johann	Airken Max	Sherlock William	Kivi Kairo	Pozzoli Xavier
schnellste Runde in Runde	0:56,195 Rn. 12	0:56,196 Rn. 12	0:56,214 Rn. 12	0:56,248 Rn. 9	0:56,277 Rn. 12	0:56,290 Rn. 9	0:56,361 Rn. 9	0:56,385 Rn. 12	0:56,393 Rn. 7	0:56,401 Rn. 11	0:56,407 Rn. 9	0:56,417 Rn. 11
Speed	93,5 km/h	93,5 km/h	93,5 km/h	93,4 km/h	93,4 km/h	93,4 km/h	93,3 km/h	93,2 km/h	93,2 km/h	93,2 km/h	93,2 km/h	93,2 km/h
Lap 1	0:57,383	0:57,193	0:58,148	0:58,548	0:57,662	0:57,006	0:57,939	0:57,406	0:57,418	0:59,470	0:57,453	0:57,192
Lap 2	0:57,581	0:56,688	0:58,215	0:58,121	0:56,964	0:56,661	0:57,314	0:56,846	0:56,395	0:56,688	0:56,875	0:57,359
Lap 3	0:58,463	0:56,351	0:57,304	0:56,800	0:56,962	0:57,090	0:57,343	0:58,671	1:02,556	0:58,318	0:57,048	0:56,789
Lap 4	1:01,460	0:56,729	0:57,665	0:57,533	0:57,513	7:02,393	0:56,783	0:56,863	0:56,717	0:56,780	1:05,182	0:56,978
Lap 5	1:00,593	2:51,368	0:56,650	0:56,670	0:56,800	0:56,525	0:56,538	0:56,522	0:57,097	0:57,216	0:56,974	0:56,528
Lap 6	0:56,591	0:56,768	0:56,736	0:56,595	0:56,677	0:56,403	0:56,676	0:57,267	0:56,584	0:59,751	0:57,627	0:57,029
Lap 7	0:56,959	0:56,425	0:56,635	0:56,794	0:56,862	0:56,456	0:56,708	0:58,008	<u>0:56,393</u>	0:56,672	3:56,500	4:40,431
Lap 8	0:56,932	0:56,399	0:56,491	0:56,788	0:56,890	0:56,964	3:01,384	0:57,080	0:56,872	3:15,314	0:56,865	0:56,827
Lap 9	0:56,684	0:56,278	0:57,402	<u>0:56,248</u>	0:56,891	<u>0:56,290</u>	<u>0:56,361</u>	0:58,447	0:57,316	0:56,482	<u>0:56,407</u>	0:56,603
Lap 10	0:56,485	0:56,477	0:56,575	4:14,973	0:56,857		0:56,435	0:56,676	3:18,922	0:56,484	0:56,581	0:56,646
Lap 11	2:57,402	0:56,519	0:56,800	0:56,821	3:11,444		0:56,532	0:56,742	0:57,530	<u>0:56,401</u>	0:56,562	<u>0:56,417</u>
Lap 12	<u>0:56,195</u>	<u>0:56,196</u>	<u>0:56,214</u>	0:56,612	<u>0:56,277</u>		0:56,581	<u>0:56,385</u>	0:56,407	0:57,939	0:56,606	
Lap 13	0:57,091	0:56,456	0:56,981		0:56,530		0:56,602	3:01,742		0:56,434		
Lap 14			0:57,500									
Lap 15			0:56,970									



ACCUS



Rotax Max Challenge Grand Finals 2013

New Orleans (USA) 13.-16. November 2013

Non Qualifying Practice 3 Senior even Numbers



LOUISIANA
Pick your Passion

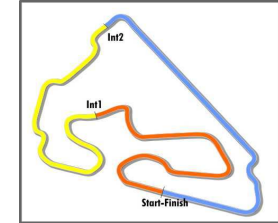


Strecke / track: 1460 started: 36 classified: 36 not classified: 0

Fahrername Driver	Mohd Noor Syazwan	Bryntesson Thomas	Palmer Andrew	Rochford Daniel	Valenza Philippe	Psaid Vid	Noor Senna	Alves Yuri	Serenko Alexander	Ang Gilbert	Gonzalez Marc	Tyurina Anastasiya
schnellste Runde in Runde	0:56,503 Rn. 5	0:56,513 Rn. 12	0:56,520 Rn. 5	0:56,530 Rn. 4	0:56,545 Rn. 10	0:56,578 Rn. 10	0:56,862 Rn. 8	0:56,905 Rn. 10	0:56,985 Rn. 11	0:57,031 Rn. 6	0:57,054 Rn. 14	0:57,445 Rn. 7
Speed	93,0 km/h	93,0 km/h	93,0 km/h	93,0 km/h	93,0 km/h	92,9 km/h	92,4 km/h	92,4 km/h	92,2 km/h	92,2 km/h	92,1 km/h	91,5 km/h
Lap 1	0:58,361	0:57,644	0:57,174	0:56,932	0:57,985	0:58,116	0:58,154	0:59,357	0:57,602	0:58,206	0:57,864	0:58,182
Lap 2	0:57,803	0:57,385	0:57,779	0:56,800	0:57,607	2:53,012	0:57,779	0:59,214	0:58,036	0:59,194	0:57,696	0:58,452
Lap 3	0:56,762	0:56,992	0:58,844	0:56,862	0:57,562	0:57,041	0:57,375	0:58,331	0:57,569	0:57,673	0:57,415	0:57,767
Lap 4	0:57,341	0:56,674	0:56,764	<u>0:56,530</u>	0:56,982	0:57,241	0:57,155	0:57,675	0:58,663	0:58,715	0:57,785	0:58,851
Lap 5	<u>0:56,503</u>	0:56,841	<u>0:56,520</u>	3:21,592	0:56,976	0:57,740	0:57,420	0:57,162	0:57,522	0:57,200	0:57,268	0:58,331
Lap 6	0:57,542	0:57,038	0:56,984		0:58,679	0:57,330	0:57,390	4:19,046	2:58,328	<u>0:57,031</u>	0:57,960	0:58,738
Lap 7	0:56,637	0:56,874	3:04,428		0:59,495	0:59,118	3:19,162	0:57,016	0:57,340	0:57,549	1:42,653	<u>0:57,445</u>
Lap 8	0:59,343	1:00,443	0:56,726		0:56,887	0:57,788	<u>0:56,862</u>	1:04,188	0:57,322	4:37,036	0:58,286	0:58,882
Lap 9	0:56,877	0:56,905	0:56,538		0:56,686	0:57,170	0:57,000	0:57,543	0:57,294	0:58,069	0:57,560	0:58,060
Lap 10	0:57,044	0:56,545	0:56,565		<u>0:56,545</u>	<u>0:56,578</u>	0:57,141	<u>0:56,905</u>	0:57,098	0:57,053	0:57,545	0:58,358
Lap 11	0:56,698	0:56,751	0:56,884		0:56,614	0:57,426	0:57,066	0:57,231	<u>0:56,985</u>	0:57,327	0:57,129	0:58,752
Lap 12	0:56,630	<u>0:56,513</u>	0:57,093		2:52,411	0:57,307			0:57,049		0:57,967	0:58,206
Lap 13	0:57,894	0:57,515	0:56,760		0:56,934	0:57,130			0:57,048		0:57,323	0:58,976
Lap 14	0:57,364	0:56,994									<u>0:57,054</u>	1:12,284
Lap 15		0:57,206										0:57,926

Rotax Max Challenge Grand Finals 2013 New Orleans (USA) 13.-16. November 2013

Non Qualifying Practice 3 Senior even Numbers



Die schnellsten Zeiten

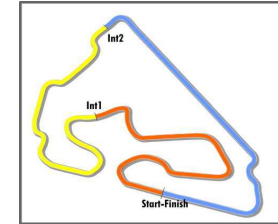
Ort	Nr. Fahrername	Zeit	Streckenl.	Ø Speed
Ziel	272 Askew, Oliver	0:55,735	1460 m	94,3 km/h
Sektion 1	210 Eastwood, Charlie	0:19,703	490 m	89,5 km/h
Sektion 2	272 Askew, Oliver	0:18,877	490 m	93,4 km/h
Sektion 3	222 Magnusson, Jesper	0:16,979	480 m	101,8 km/h



	theoretisch mögliche Bestzeit 0:55,654 Stnr.272 Askew, Oliver United States of America Maxspeed Group				theoretisch mögliche Bestzeit 0:55,725 Stnr.260 Arscott, Phillip United States of America Maxspeed Group				theoretisch mögliche Bestzeit 0:55,740 Stnr.210 Eastwood, Charlie Ireland Strawberry Racing				theoretisch mögliche Bestzeit 0:55,666 Stnr.266 Brand, Edward United Kingdom Intrepid Driver Program				theoretisch mögliche Bestzeit 0:55,825 Stnr.212 Bielecki, Kacper Poland Mariusz Bielecki			
	Ziel	Sektion 1	Sektion 2	Sektion 3	Ziel	Sektion 1	Sektion 2	Sektion 3	Ziel	Sektion 1	Sektion 2	Sektion 3	Ziel	Sektion 1	Sektion 2	Sektion 3	Ziel	Sektion 1	Sektion 2	Sektion 3
	0:55,735	0:19,788	0:18,877	0:16,989	0:55,853	0:19,784	0:18,919	0:17,022	0:55,860	0:19,703	0:19,007	0:17,030	0:55,863	0:19,723	0:18,898	0:17,045	0:55,924	0:19,839	0:18,918	0:17,068
Runde 1	0:56,906	0:20,224	0:19,169	0:17,513	0:56,546	0:19,891	0:19,225	0:17,430	0:57,011	0:20,163	0:19,389	0:17,459	0:56,379	0:20,059	0:18,999	0:17,321	0:56,553	0:20,228	0:19,093	0:17,232
Runde 2	0:57,838	0:20,882	0:19,618	0:17,338	0:56,288	0:20,072	0:19,018	0:17,198	0:56,748	0:20,020	0:19,279	0:17,449	0:55,928	0:19,961	0:18,917	0:17,050	0:56,194	0:20,065	0:18,918	0:17,211
Runde 3	1:02,671	0:24,434	0:19,491	0:18,746	0:56,126	0:19,949	0:19,037	0:17,140	0:56,798	0:20,053	0:19,175	0:17,570	0:56,633	0:20,096	0:19,340	0:17,197	0:56,715	0:20,184	0:19,034	0:17,497
Runde 4	0:56,183	0:19,955	0:18,992	0:17,236	0:56,407	0:19,858	0:19,024	0:17,525	0:56,313	0:20,045	0:19,157	0:17,111	0:57,085	0:20,128	0:19,476	0:17,481	0:56,432	0:20,076	0:19,102	0:17,254
Runde 5	0:56,208	0:19,870	0:19,097	0:17,241	3:29,720	2:53,503	0:19,042	0:17,175	0:55,863	0:19,826	0:19,007	0:17,030	0:56,003	0:20,023	0:18,903	0:17,077	0:56,579	0:20,263	0:19,213	0:17,103
Runde 6	0:56,612	0:20,057	0:19,279	0:17,276	0:56,164	0:19,820	0:18,919	0:17,425	0:56,737	0:20,383	0:19,181	0:17,173	0:55,863	0:19,723	0:19,090	0:17,050	0:56,244	0:19,918	0:19,258	0:17,068
Runde 7	0:57,095	0:20,456	0:19,272	0:17,367	0:56,721	0:19,980	0:19,105	0:17,636	0:56,396	0:19,868	0:19,045	0:17,483	0:55,968	0:19,915	0:18,917	0:17,136	0:56,349	0:19,914	0:19,201	0:17,234
Runde 8	0:56,057	0:19,788	0:19,036	0:17,233	0:56,006	0:19,843	0:19,026	0:17,137	0:55,860	0:19,703	0:19,033	0:17,124	0:56,044	0:19,837	0:19,162	0:17,045	0:56,116	0:19,978	0:19,010	0:17,128
Runde 9	3:59,344	3:23,130	0:19,035	0:17,179	0:55,853	0:19,784	0:19,047	0:17,022	0:57,505	0:19,861	0:20,407	0:17,237	2:39,301	2:03,123	0:18,992	0:17,186	0:56,768	0:19,975	0:19,561	0:17,232
Runde 10	0:55,735	0:19,869	0:18,877	0:16,989	0:56,557	0:19,904	0:19,480		0:56,680	0:19,989	0:19,413	0:17,278	0:55,954	0:19,837	0:18,937	0:17,180	0:56,258	0:19,960	0:19,145	0:17,153
Runde 11	0:56,714	0:19,882	0:19,347	0:17,485		0:20,015	0:20,024		3:37,922	3:01,305	0:19,162	0:17,455	0:56,101	0:19,977	0:18,994	0:17,130	0:56,593	0:20,187	0:19,322	0:17,084
Runde 12	0:56,385	0:20,013	0:19,116						0:56,023	0:19,778	0:19,088		0:55,991	0:19,827	0:18,916	0:17,248	0:55,924	0:19,839	0:18,947	0:17,138
Runde 13													0:56,422	0:19,843	0:18,898		0:56,626	0:19,891	0:19,253	0:17,482
Runde 14														0:19,931	0:18,907		0:56,003	0:19,893	0:18,984	0:17,126
Runde 15																	0:56,660	0:20,028	0:18,952	

Rotax Max Challenge Grand Finals 2013 New Orleans (USA) 13.-16. November 2013

Non Qualifying Practice 3 Senior even Numbers



Die schnellsten Zeiten

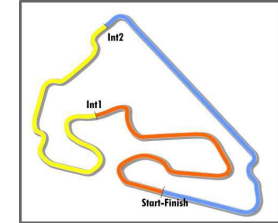
Ort	Nr. Fahrername	Zeit	Streckenl.	Ø Speed
Ziel	272 Askew, Oliver	0:55,735	1460 m	94,3 km/h
Sektion 1	210 Eastwood, Charlie	0:19,703	490 m	89,5 km/h
Sektion 2	272 Askew, Oliver	0:18,877	490 m	93,4 km/h
Sektion 3	222 Magnusson, Jesper	0:16,979	480 m	101,8 km/h



	theoretisch mögliche Bestzeit 0:55,916 Stnr.274 Neri, Nick United States of America Maxspeed Group				theoretisch mögliche Bestzeit 0:55,913 Stnr.222 Magnusson, Jesper Sweden Radne Motor AB				theoretisch mögliche Bestzeit 0:55,935 Stnr.220 Claman-Demelo, Zachary Canada SRA Karting International inc				theoretisch mögliche Bestzeit 0:55,907 Stnr.258 Cousin, Jules France Team France				theoretisch mögliche Bestzeit 0:56,009 Stnr.236 Borlido, Bruno Portugal Cabo Do Mundo Kart Team			
	Ziel	Sektion 1	Sektion 2	Sektion 3	Ziel	Sektion 1	Sektion 2	Sektion 3	Ziel	Sektion 1	Sektion 2	Sektion 3	Ziel	Sektion 1	Sektion 2	Sektion 3	Ziel	Sektion 1	Sektion 2	Sektion 3
	0:55,950	0:19,809	0:19,012	0:17,095	0:55,952	0:19,890	0:19,044	0:16,979	0:56,105	0:19,829	0:19,019	0:17,087	0:56,122	0:19,892	0:18,890	0:17,125	0:56,134	0:19,795	0:19,119	0:17,095
Runde 1	0:56,962	0:20,099	0:19,399	0:17,464	0:57,673	0:21,118	0:19,406	0:17,149	0:56,733	0:20,268	0:19,291	0:17,174	0:56,643	0:20,288	0:19,105	0:17,250	0:56,494	0:19,906	0:19,366	0:17,222
Runde 2	0:56,791	0:20,045	0:19,433	0:17,313	0:56,310	0:20,144	0:19,111	0:17,055	1:06,561	0:29,886	0:19,371	0:17,304	0:57,520	0:20,366	0:19,929	0:17,225	0:56,804	0:20,079	0:19,392	0:17,333
Runde 3	2:34,090	1:57,133	0:19,373	0:17,584	0:56,536	0:20,346	0:19,072	0:17,118	0:56,329	0:19,978	0:19,035	0:17,316	0:56,811	0:20,285	0:19,287	0:17,239	0:57,383	0:19,885	0:20,403	0:17,095
Runde 4	0:56,756	0:20,099	0:19,250	0:17,407	0:57,500	0:20,268	0:19,718	0:17,514	0:56,245	0:19,989	0:19,127	0:17,129	0:56,701	0:20,662	0:18,890	0:17,149	0:56,629	0:20,058	0:19,275	0:17,296
Runde 5	0:56,265	0:19,809	0:19,066	0:17,390	0:56,705	0:20,080	0:19,295	0:17,330	0:56,439	0:19,984	0:19,368	0:17,087	0:56,170	0:19,977	0:18,925	0:17,268	0:56,477	0:19,936	0:19,302	0:17,239
Runde 6	0:56,287	0:19,921	0:19,154	0:17,212	2:44,182	2:07,546	0:19,226	0:17,410	0:56,105	0:19,829	0:19,019		0:56,200	0:20,007	0:19,031	0:17,162	3:54,742	3:18,172	0:19,204	0:17,366
Runde 7	0:56,570	0:20,012	0:19,230	0:17,328	0:56,521	0:20,193	0:19,044	0:17,284		0:21,164	0:20,365		0:56,549	0:20,055	0:19,369	0:17,125	0:56,251	0:19,810	0:19,209	0:17,232
Runde 8	0:55,998	0:19,813	0:19,053	0:17,132	0:56,913	0:20,235	0:19,410	0:17,268					0:56,158	0:19,892	0:18,991	0:17,275	0:56,339	0:19,873	0:19,188	0:17,278
Runde 9	2:51,929	2:15,753	0:19,081	0:17,095	2:30,718	1:54,611	0:19,128	0:16,979					0:56,407	0:19,906	0:19,213	0:17,288	0:56,257	0:19,795	0:19,228	0:17,234
Runde 10	0:55,950	0:19,831	0:19,012	0:17,107	0:55,952	0:19,890	0:19,062	0:17,000					0:56,122	0:19,936	0:18,930	0:17,256	0:57,135	0:20,335	0:19,364	0:17,436
Runde 11	0:56,637	0:19,907	0:19,237	0:17,493	0:57,898	0:19,914	0:20,015	0:17,969					0:56,183	0:19,985	0:18,939	0:17,259	0:56,134	0:19,824	0:19,153	0:17,157
Runde 12	0:56,056	0:19,969	0:19,077		0:57,050	0:20,304	0:19,498						0:56,331	0:20,265	0:18,930	0:17,136	0:56,953	0:20,536	0:19,119	
Runde 13													1:07,501	0:19,956	0:23,078					
Runde 14														0:20,333	0:20,611					

Rotax Max Challenge Grand Finals 2013 New Orleans (USA) 13.-16. November 2013

Non Qualifying Practice 3 Senior even Numbers

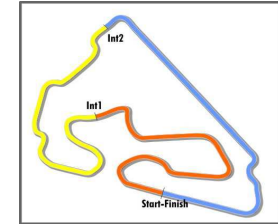


Die schnellsten Zeiten				
Ort	Nr. Fahrername	Zeit	Streckenl.	Ø Speed
Ziel	272 Askew, Oliver	0:55,735	1460 m	94,3 km/h
Sektion 1	210 Eastwood, Charlie	0:19,703	490 m	89,5 km/h
Sektion 2	272 Askew, Oliver	0:18,877	490 m	93,4 km/h
Sektion 3	222 Magnusson, Jesper	0:16,979	480 m	101,8 km/h

	theoretisch mögliche Bestzeit 0:56,009 Stnr.230 Bezel, Petr Czech MS Kart Racing Team s.r.o.				theoretisch mögliche Bestzeit 0:56,010 Stnr.250 Ferencz, Mark Hungary MGSZ				theoretisch mögliche Bestzeit 0:56,012 Stnr.240 Vitar, Jorge Arturo Argentina Gonzalo Alenaz				theoretisch mögliche Bestzeit 0:56,018 Stnr.232 Bedard, Olivier Canada SRA Karting International inc				theoretisch mögliche Bestzeit 0:56,108 Stnr.246 Hongli, Ye China KRS Motorsports			
	Ziel	Sektion 1	Sektion 2	Sektion 3	Ziel	Sektion 1	Sektion 2	Sektion 3	Ziel	Sektion 1	Sektion 2	Sektion 3	Ziel	Sektion 1	Sektion 2	Sektion 3	Ziel	Sektion 1	Sektion 2	Sektion 3
	0:56,185	0:20,015	0:18,944	0:17,050	0:56,193	0:19,905	0:19,046	0:17,059	0:56,195	0:19,858	0:18,980	0:17,174	0:56,196	0:19,717	0:19,096	0:17,205	0:56,214	0:19,873	0:19,152	0:17,083
Runde 1	0:57,471	0:20,528	0:19,325	0:17,618	0:56,523	0:20,026	0:19,318	0:17,179	0:57,383	0:20,572	0:19,264	0:17,547	0:57,193	0:20,400	0:19,273	0:17,520	0:58,148	0:20,954	0:19,394	0:17,800
Runde 2	0:56,959	0:20,753	0:19,110	0:17,096	0:56,757	0:20,469	0:19,216	0:17,072	0:57,581	0:20,483	0:19,780	0:17,318	0:56,688	0:20,139	0:19,199	0:17,350	0:58,215	0:21,146	0:19,986	0:17,083
Runde 3	0:56,857	0:20,634	0:19,092	0:17,131	0:56,781	0:20,467	0:19,255	0:17,059	0:58,463	0:20,639	0:19,345	0:18,479	0:56,351	0:19,833	0:19,176	0:17,342	0:57,304	0:20,748	0:19,387	0:17,169
Runde 4	0:56,539	0:20,315	0:19,110	0:17,114	0:56,607	0:19,998	0:19,130	0:17,479	1:01,460	0:20,184	0:19,495	0:21,781	0:56,729	0:19,929	0:19,457	0:17,343	0:57,665	0:21,285	0:19,236	0:17,144
Runde 5	0:56,606	0:20,221	0:19,335	0:17,050	0:56,441	0:20,018	0:19,092	0:17,331	1:00,593	0:23,477	0:19,942	0:17,174	2:51,368	2:14,896	0:19,096	0:17,376	0:56,650	0:20,053	0:19,494	0:17,103
Runde 6	0:56,655	0:20,015	0:19,174	0:17,466	0:57,259	0:20,679	0:19,185	0:17,395	0:56,591	0:20,109	0:19,221	0:17,261	0:56,768	0:19,826	0:19,245	0:17,697	0:56,736	0:20,030	0:19,281	0:17,425
Runde 7	2:54,044	2:15,185	0:21,699	0:17,160	2:54,716	2:18,330	0:19,061	0:17,325	0:56,959	0:20,031	0:19,570	0:17,358	0:56,425	0:19,962	0:19,213	0:17,250	0:56,635	0:20,059	0:19,336	0:17,240
Runde 8	0:56,529	0:20,170	0:19,061	0:17,298	0:56,622	0:20,138	0:19,060	0:17,424	0:56,932	0:20,284	0:19,365	0:17,283	0:56,399	0:19,864	0:19,186	0:17,349	0:56,491	0:19,960	0:19,231	0:17,300
Runde 9	0:56,569	0:20,502	0:18,972	0:17,095	0:56,389	0:20,124	0:19,159	0:17,106	0:56,684	0:20,139	0:19,159	0:17,386	0:56,278	0:19,834	0:19,239	0:17,205	0:57,402	0:20,190	0:19,565	0:17,647
Runde 10	0:56,504	0:20,191	0:19,074	0:17,239	0:56,193	0:19,905	0:19,116	0:17,172	0:56,485	0:20,064	0:19,118	0:17,303	0:56,477	0:19,898	0:19,333	0:17,246	0:56,575	0:20,157	0:19,267	0:17,151
Runde 11	0:56,258	0:20,085	0:19,048	0:17,125	0:56,872	0:20,411	0:19,046	0:17,415	2:57,402	2:21,008	0:19,098	0:17,296	0:56,519	0:19,913	0:19,334	0:17,272	0:56,800	0:20,408	0:19,152	0:17,240
Runde 12	0:56,185	0:20,093	0:18,944	0:17,148	0:57,269	0:20,213	0:19,899	0:17,157	0:56,195	0:20,017	0:18,980	0:17,198	0:56,196	0:19,717	0:19,220	0:17,259	0:56,214	0:19,873	0:19,241	0:17,100
Runde 13	0:56,456	0:20,135	0:19,135		0:56,728	0:20,259	0:19,254		0:57,091	0:19,858	0:19,886		0:56,456	0:19,785	0:19,390		0:56,981	0:20,305	0:19,241	0:17,435
Runde 14																	0:57,500	0:20,398	0:19,593	0:17,509
Runde 15																	0:56,970	0:20,219	0:19,360	

Rotax Max Challenge Grand Finals 2013 New Orleans (USA) 13.-16. November 2013

Non Qualifying Practice 3 Senior even Numbers

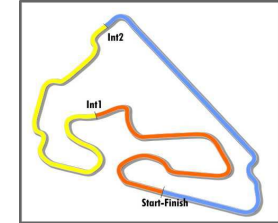


Die schnellsten Zeiten				
Ort	Nr. Fahrername	Zeit	Streckenl.	Ø Speed
Ziel	272 Askew, Oliver	0:55,735	1460 m	94,3 km/h
Sektion 1	210 Eastwood, Charlie	0:19,703	490 m	89,5 km/h
Sektion 2	272 Askew, Oliver	0:18,877	490 m	93,4 km/h
Sektion 3	222 Magnusson, Jesper	0:16,979	480 m	101,8 km/h

	theoretisch mögliche Bestzeit 0:56,248 Stnr.262 Posch,Pascal Switzerland Kart-Club Oerlikon				theoretisch mögliche Bestzeit 0:56,277 Stnr.270 Mahadik,Krishnaraaj India Meco Racing				theoretisch mögliche Bestzeit 0:56,113 Stnr.218 Parkins,Nathan South Africa Dan Holland Racing				theoretisch mögliche Bestzeit 0:56,150 Stnr.234 Forman,Jiri Czech MS Kart Racing Team s.r.o.				theoretisch mögliche Bestzeit 0:56,287 Stnr.280 Alvarez,Johann Colombia Deportes a Motor				
	Ziel	Sektion 1	Sektion 2	Sektion 3	Ziel	Sektion 1	Sektion 2	Sektion 3	Ziel	Sektion 1	Sektion 2	Sektion 3	Ziel	Sektion 1	Sektion 2	Sektion 3	Ziel	Sektion 1	Sektion 2	Sektion 3	
	0:56,248	0:19,966	0:19,009	0:17,273	0:56,277	0:19,954	0:19,159	0:17,164	0:56,290	0:19,931	0:19,073	0:17,109	0:56,361	0:19,929	0:19,110	0:17,111	0:56,385	0:19,978	0:19,104	0:17,205	
Runde 1	0:58,548	0:20,630	0:20,371	0:17,547	0:57,662	0:20,514	0:19,734	0:17,414	0:57,006	0:20,392	0:19,223	0:17,391	0:57,939	0:20,704	0:19,769	0:17,466	0:57,406	0:20,431	0:19,537	0:17,438	
Runde 2	0:58,121	0:20,296	0:20,309	0:17,516	0:56,964	0:20,311	0:19,341	0:17,312	0:56,661	0:20,075	0:19,295	0:17,291	0:57,314	0:20,872	0:19,211	0:17,231	0:56,846	0:20,335	0:19,272	0:17,239	
Runde 3	0:56,800	0:20,193	0:19,255	0:17,352	0:56,962	0:20,367	0:19,343	0:17,252	0:57,090	0:20,186	0:19,605	0:17,299	0:57,343	0:20,563	0:19,493	0:17,287	0:58,671	0:21,988	0:19,371	0:17,312	
Runde 4	0:57,533	0:20,141	0:19,197	0:18,195	0:57,513	0:20,340	0:19,605	0:17,568	7:02,393	6:25,985	0:19,143	0:17,265	0:56,783	0:20,161	0:19,375	0:17,247	0:56,863	0:20,263	0:19,358	0:17,242	
Runde 5	0:56,670	0:20,173	0:19,138	0:17,359	0:56,800	0:20,132	0:19,375	0:17,293	0:56,525	0:20,072	0:19,246	0:17,207	0:56,538	0:20,260	0:19,167	0:17,111	0:56,522	0:19,979	0:19,338	0:17,205	
Runde 6	0:56,595	0:20,091	0:19,125	0:17,379	0:56,677	0:20,047	0:19,210	0:17,420	0:56,403	0:19,975	0:19,319	0:17,109	0:56,676	0:19,929	0:19,275	0:17,472	0:57,267	0:20,015	0:19,577	0:17,675	
Runde 7	0:56,794	0:20,066	0:19,328	0:17,400	0:56,862	0:20,131	0:19,410	0:17,321	0:56,456	0:20,088	0:19,073	0:17,295	0:56,708	0:19,941	0:19,437	0:17,330	0:58,008	0:20,599	0:19,456	0:17,953	
Runde 8	0:56,788	0:20,133	0:19,223	0:17,432	0:56,890	0:20,261	0:19,299	0:17,330	0:56,964	0:20,070	0:19,257	0:17,637	3:01,384	2:24,923	0:19,275	0:17,186	0:57,080	0:20,000	0:19,761	0:17,319	
Runde 9	0:56,248	0:19,966	0:19,009	0:17,273	0:56,891	0:20,294	0:19,283	0:17,314	0:56,290	0:19,931	0:19,143		0:56,361	0:19,977	0:19,110	0:17,274	0:58,447	0:21,524	0:19,519	0:17,404	
Runde 10	4:14,973	3:38,082	0:19,326	0:17,565	0:56,857	0:20,155	0:19,367	0:17,335					0:56,435	0:20,062	0:19,116	0:17,257	0:56,676	0:20,097	0:19,333	0:17,246	
Runde 11	0:56,821	0:20,180	0:19,212	0:17,429	3:11,444	2:34,959	0:19,211	0:17,274					0:56,532	0:20,095	0:19,156	0:17,281	0:56,742	0:20,262	0:19,209	0:17,271	
Runde 12	0:56,612	0:20,055	0:19,156		0:56,277	0:19,954	0:19,159	0:17,164					0:56,581	0:19,985	0:19,198	0:17,398	0:56,385	0:19,978	0:19,191	0:17,216	
Runde 13					0:56,530	0:20,055	0:19,361						0:56,602	0:20,141	0:19,199		3:01,742	2:25,323	0:19,104		
Runde 14																					

Rotax Max Challenge Grand Finals 2013 New Orleans (USA) 13.-16. November 2013

Non Qualifying Practice 3 Senior even Numbers

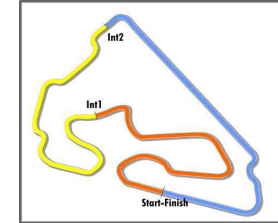


Die schnellsten Zeiten				
Ort	Nr. Fahrername	Zeit	Streckenl.	Ø Speed
Ziel	272 Askew, Oliver	0:55,735	1460 m	94,3 km/h
Sektion 1	210 Eastwood, Charlie	0:19,703	490 m	89,5 km/h
Sektion 2	272 Askew, Oliver	0:18,877	490 m	93,4 km/h
Sektion 3	222 Magnusson, Jesper	0:16,979	480 m	101,8 km/h

	theoretisch mögliche Bestzeit 0:56,148 Strn.278 Aitken,Max United Kingdom Strawberry Racing				theoretisch mögliche Bestzeit 0:56,180 Strn.268 Sherlock,William Ireland Michael Doherty				theoretisch mögliche Bestzeit 0:56,271 Strn.242 Kivi,Kairo Estonia AGS Racing				theoretisch mögliche Bestzeit 0:56,358 Strn.256 Pozzoli,Xavier France Team France				theoretisch mögliche Bestzeit 0:56,204 Strn.238 Mohd Noor,Syazwan Malaysia KRS Motorsports			
	Ziel	Sektion 1	Sektion 2	Sektion 3	Ziel	Sektion 1	Sektion 2	Sektion 3	Ziel	Sektion 1	Sektion 2	Sektion 3	Ziel	Sektion 1	Sektion 2	Sektion 3	Ziel	Sektion 1	Sektion 2	Sektion 3
	0:56,393	0:19,985	0:19,094	0:17,069	0:56,401	0:19,938	0:19,157	0:17,085	0:56,407	0:19,962	0:19,110	0:17,199	0:56,417	0:19,820	0:19,277	0:17,261	0:56,503	0:19,954	0:19,102	0:17,148
Runde 1	0:57,418	0:20,696	0:19,432	0:17,290	0:59,470	0:22,473	0:19,756	0:17,241	0:57,453	0:20,367	0:19,592	0:17,494	0:57,192	0:20,473	0:19,277	0:17,442	0:58,361	0:20,680	0:19,596	0:18,085
Runde 2	0:56,395	0:20,023	0:19,147	0:17,225	0:56,688	0:20,192	0:19,288	0:17,208	0:56,875	0:20,021	0:19,490	0:17,364	0:57,359	0:20,539	0:19,469	0:17,351	0:57,803	0:21,181	0:19,318	0:17,304
Runde 3	1:02,556	0:25,204	0:20,232	0:17,120	0:58,318	0:20,812	0:19,508	0:17,998	0:57,048	0:20,162	0:19,553	0:17,333	0:56,789	0:19,910	0:19,418	0:17,461	0:56,762	0:20,375	0:19,239	0:17,148
Runde 4	0:56,717	0:20,480	0:19,168	0:17,069	0:56,780	0:20,381	0:19,174	0:17,225	1:05,182	0:24,848	0:23,014	0:17,320	0:56,978	0:19,987	0:19,687	0:17,304	0:57,341	0:20,217	0:19,209	0:17,915
Runde 5	0:57,097	0:20,274	0:19,360	0:17,463	0:57,216	0:20,172	0:19,547	0:17,497	0:56,974	0:20,105	0:19,618	0:17,251	0:56,528	0:19,899	0:19,321	0:17,308	0:56,503	0:20,216	0:19,102	0:17,185
Runde 6	0:56,584	0:20,152	0:19,269	0:17,163	0:59,751	0:21,379	0:19,919	0:18,453	0:57,627	0:19,971	0:19,493	0:18,163	0:57,029	0:20,214	0:19,295	0:17,520	0:57,542	0:20,569	0:19,556	0:17,417
Runde 7	0:56,393	0:20,025	0:19,262	0:17,106	0:56,672	0:20,077	0:19,413	0:17,182	3:56,500	3:19,774	0:19,302	0:17,424	4:40,431	4:03,678	0:19,365	0:17,388	0:56,637	0:19,954	0:19,293	0:17,390
Runde 8	0:56,872	0:20,277	0:19,094	0:17,501	3:15,314	2:38,834	0:19,395	0:17,085	0:56,865	0:19,988	0:19,110	0:17,767	0:56,827	0:19,843	0:19,428	0:17,556	0:59,343	0:20,044	0:19,374	0:19,925
Runde 9	0:57,316	0:20,139	0:19,901	0:17,276	0:56,482	0:20,096	0:19,290	0:17,096	0:56,407	0:20,028	0:19,138	0:17,241	0:56,603	0:20,058	0:19,284	0:17,261	0:56,877	0:20,234	0:19,314	0:17,329
Runde 10	3:18,922	2:42,567	0:19,158	0:17,197	0:56,484	0:20,162	0:19,230	0:17,092	0:56,581	0:19,995	0:19,367	0:17,219	0:56,646	0:20,036	0:19,307	0:17,303	0:57,044	0:20,055	0:19,106	0:17,883
Runde 11	0:57,530	0:20,972	0:19,127	0:17,431	0:56,401	0:20,153	0:19,157	0:17,091	0:56,562	0:20,058	0:19,305	0:17,199	0:56,417	0:19,820	0:19,302		0:56,698	0:20,215	0:19,221	0:17,262
Runde 12	0:56,407	0:20,054	0:19,154		0:57,939	0:20,017	0:19,845	0:18,077	0:56,606	0:19,962	0:19,285						0:56,630	0:20,176	0:19,117	0:17,337
Runde 13		0:19,985	0:19,288		0:56,434	0:19,938	0:19,351										0:57,894	0:20,881	0:19,840	0:17,173
Runde 14																	0:57,364	0:20,062	0:20,104	
Runde 15																		0:20,272	0:19,312	

Rotax Max Challenge Grand Finals 2013 New Orleans (USA) 13.-16. November 2013

Non Qualifying Practice 3 Senior even Numbers

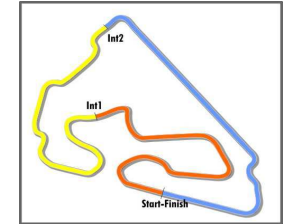


Die schnellsten Zeiten				
Ort	Nr. Fahrername	Zeit	Streckenl.	Ø Speed
Ziel	272 Askew, Oliver	0:55,735	1460 m	94,3 km/h
Sektion 1	210 Eastwood, Charlie	0:19,703	490 m	89,5 km/h
Sektion 2	272 Askew, Oliver	0:18,877	490 m	93,4 km/h
Sektion 3	222 Magnusson, Jesper	0:16,979	480 m	101,8 km/h

	theoretisch mögliche Bestzeit 0:56,126 Stnr.248 Bryntesson, Thomas Norway Stefan Bryntesson				theoretisch mögliche Bestzeit 0:56,370 Stnr.276 Palmer, Andrew United States of America Maxspeed Group				theoretisch mögliche Bestzeit 0:56,196 Stnr.252 Rochford, Daniel Australia Int. Karting Distributor				theoretisch mögliche Bestzeit 0:56,431 Stnr.264 Valenza, Philippe United Arab Emirates Al Ain Raceway				theoretisch mögliche Bestzeit 0:56,572 Stnr.244 Psajd, Vid Slovenia AKK Sportstil			
	Ziel	Sektion 1	Sektion 2	Sektion 3	Ziel	Sektion 1	Sektion 2	Sektion 3	Ziel	Sektion 1	Sektion 2	Sektion 3	Ziel	Sektion 1	Sektion 2	Sektion 3	Ziel	Sektion 1	Sektion 2	Sektion 3
	0:56,513	0:19,924	0:19,004	0:17,198	0:56,520	0:20,113	0:19,145	0:17,112	0:56,530	0:19,934	0:19,026	0:17,236	0:56,545	0:20,009	0:19,096	0:17,326	0:56,578	0:19,985	0:19,281	0:17,306
Runde 1	0:57,644	0:20,441	0:19,374	0:17,829	0:57,174	0:20,312	0:19,220	0:17,642	0:56,932	0:20,461	0:19,060	0:17,411	0:57,985	0:20,716	0:19,568	0:17,701	0:58,116	0:20,751	0:19,674	0:17,691
Runde 2	0:57,385	0:21,019	0:19,139	0:17,227	0:57,779	0:20,374	0:19,615	0:17,790	0:56,800	0:20,466	0:19,098	0:17,236	0:57,607	0:20,593	0:19,366	0:17,648	2:53,012	2:15,414	0:19,941	0:17,657
Runde 3	0:56,992	0:20,467	0:19,075	0:17,450	0:58,844	0:22,498	0:19,208	0:17,138	0:56,862	0:20,432	0:19,026	0:17,404	0:57,562	0:20,500	0:19,433	0:17,629	0:57,041	0:20,203	0:19,426	0:17,412
Runde 4	0:56,674	0:20,157	0:19,186	0:17,331	0:56,764	0:20,355	0:19,297	0:17,112	0:56,530	0:20,056	0:19,089	0:17,385	0:56,982	0:20,162	0:19,266	0:17,554	0:57,241	0:20,166	0:19,404	0:17,671
Runde 5	0:56,841	0:20,040	0:19,428	0:17,373	0:56,520	0:20,119	0:19,145	0:17,256	3:21,592	2:44,967	0:19,156		0:56,976	0:20,265	0:19,219	0:17,492	0:57,740	0:20,113	0:19,574	0:18,053
Runde 6	0:57,038	0:20,183	0:19,237	0:17,618	0:56,984	0:20,234	0:19,514	0:17,236		0:19,934	0:19,228		0:58,679	0:20,131	0:20,439	0:18,109	0:57,330	0:20,463	0:19,408	0:17,459
Runde 7	0:56,874	0:19,924	0:19,150	0:17,800	3:04,428	2:27,906	0:19,256	0:17,266					0:59,495	0:20,198	0:21,471	0:17,826	0:59,118	0:21,296	0:20,024	0:17,798
Runde 8	1:00,443	0:20,045	0:21,108	0:19,290	0:56,726	0:20,199	0:19,279	0:17,248					0:56,887	0:20,269	0:19,186	0:17,432	0:57,788	0:20,075	0:19,822	0:17,891
Runde 9	0:56,905	0:20,245	0:19,247	0:17,413	0:56,538	0:20,113	0:19,232	0:17,193					0:56,686	0:20,153	0:19,138	0:17,395	0:57,170	0:20,382	0:19,281	0:17,507
Runde 10	0:56,545	0:19,995	0:19,004	0:17,546	0:56,565	0:20,158	0:19,194	0:17,213					0:56,545	0:20,009	0:19,210	0:17,326	0:56,578	0:19,985	0:19,287	0:17,306
Runde 11	0:56,751	0:20,095	0:19,188	0:17,468	0:56,884	0:20,391	0:19,192	0:17,301					0:56,614	0:20,032	0:19,147	0:17,435	0:57,426	0:20,726	0:19,376	0:17,324
Runde 12	0:56,513	0:20,069	0:19,085	0:17,359	0:57,093	0:20,193	0:19,680	0:17,220					2:52,411	2:14,818	0:19,470	0:18,123	0:57,307	0:20,298	0:19,687	0:17,322
Runde 13	0:57,515	0:20,345	0:19,340	0:17,830	0:56,760	0:20,140	0:19,324						0:56,934	0:20,529	0:19,096		0:57,130	0:20,380	0:19,357	
Runde 14	0:56,994	0:20,130	0:19,666	0:17,198																
Runde 15	0:57,206	0:20,630	0:19,266																	

Rotax Max Challenge Grand Finals 2013 New Orleans (USA) 13.-16. November 2013

Non Qualifying Practice 3 Senior even Numbers



Die schnellsten Zeiten				
Ort	Nr. Fahrername	Zeit	Streckenl.	Ø Speed
Ziel	272 Askew, Oliver	0:55,735	1460 m	94,3 km/h
Sektion 1	210 Eastwood, Charlie	0:19,703	490 m	89,5 km/h
Sektion 2	272 Askew, Oliver	0:18,877	490 m	93,4 km/h
Sektion 3	222 Magnusson, Jesper	0:16,979	480 m	101,8 km/h

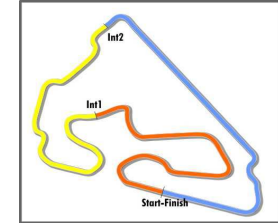
	theoretisch mögliche Bestzeit 0:56,767 Stnr.226 Noor,Senna Indonesia KRS Motorsports				theoretisch mögliche Bestzeit 0:56,769 Stnr.224 Alves,Yuri Brazil Team Brasil				theoretisch mögliche Bestzeit 0:56,576 Stnr.216 Serenko,Alexander Russia Aviagamma Ltd				theoretisch mögliche Bestzeit 0:56,873 Stnr.228 Ang,Gilbert Malaysia KRS Motorsports				theoretisch mögliche Bestzeit 0:56,727 Stnr.254 Gonzalez,Marc Spain Binakart			
	Ziel	Sektion 1	Sektion 2	Sektion 3	Ziel	Sektion 1	Sektion 2	Sektion 3	Ziel	Sektion 1	Sektion 2	Sektion 3	Ziel	Sektion 1	Sektion 2	Sektion 3	Ziel	Sektion 1	Sektion 2	Sektion 3
	0:56,862	0:20,130	0:19,266	0:17,371	0:56,905	0:20,140	0:19,362	0:17,267	0:56,985	0:20,099	0:19,172	0:17,305	0:57,031	0:20,362	0:19,273	0:17,238	0:57,054	0:20,113	0:19,208	0:17,406
Runde 1	0:58,154	0:20,808	0:19,493	0:17,853	0:59,357	0:20,902	0:19,674	0:18,781	0:57,602	0:20,622	0:19,473	0:17,507	0:58,206	0:20,803	0:19,477	0:17,926	0:57,864	0:20,612	0:19,631	0:17,621
Runde 2	0:57,779	0:20,691	0:19,466	0:17,622	0:59,214	0:21,273	0:20,219	0:17,722	0:58,036	0:20,722	0:19,572	0:17,742	0:59,194	0:21,449	0:20,507	0:17,238	0:57,696	0:20,417	0:19,720	0:17,559
Runde 3	0:57,375	0:20,402	0:19,347	0:17,626	0:58,331	0:20,725	0:19,724	0:17,882	0:57,569	0:20,474	0:19,291	0:17,804	0:57,673	0:20,475	0:19,443	0:17,755	0:57,415	0:20,482	0:19,433	0:17,500
Runde 4	0:57,155	0:20,347	0:19,266	0:17,542	0:57,675	0:20,640	0:19,524	0:17,511	0:58,663	0:20,529	0:19,714	0:18,420	0:58,715	0:20,362	0:19,999	0:18,354	0:57,785	0:20,549	0:19,644	0:17,592
Runde 5	0:57,420	0:20,426	0:19,418	0:17,576	0:57,162	0:20,341	0:19,554	0:17,267	0:57,522	0:20,494	0:19,527	0:17,501	0:57,200	0:20,461	0:19,407	0:17,332	0:57,268	0:20,531	0:19,304	0:17,433
Runde 6	0:57,390	0:20,435	0:19,374	0:17,581	4:19,046	3:42,192	0:19,401	0:17,453	2:58,328	2:21,247	0:19,370	0:17,711	0:57,031	0:20,374	0:19,273	0:17,384	0:57,960	0:20,453	0:19,689	0:17,818
Runde 7	3:19,162	2:42,402	0:19,342	0:17,418	0:57,016	0:20,220	0:19,362	0:17,434	0:57,340	0:20,320	0:19,358	0:17,662	0:57,549	0:20,368	0:19,641	0:17,540	1:42,653	0:23,323	0:19,340	0:59,990
Runde 8	0:56,862	0:20,130	0:19,361	0:17,371	1:04,188	0:20,467	0:22,806	0:20,915	0:57,322	0:20,401	0:19,264	0:17,657	4:37,036	4:00,384	0:19,359	0:17,293	0:58,286	0:20,978	0:19,704	0:17,604
Runde 9	0:57,000	0:20,144	0:19,400	0:17,456	0:57,543	0:20,621	0:19,472	0:17,450	0:57,294	0:20,244	0:19,412	0:17,638	0:58,069	0:20,560	0:19,282	0:18,227	0:57,560	0:20,421	0:19,477	0:17,662
Runde 10	0:57,141	0:20,311	0:19,356	0:17,474	0:56,905	0:20,140	0:19,415	0:17,350	0:57,098	0:20,166	0:19,417	0:17,515	0:57,053	0:20,410	0:19,306	0:17,337	0:57,545	0:20,931	0:19,208	0:17,406
Runde 11	0:57,066	0:20,202	0:19,373		0:57,231	0:20,468	0:19,370		0:56,985	0:20,264	0:19,172	0:17,549	0:57,327	0:20,410	0:19,412		0:57,129	0:20,182	0:19,534	0:17,413
Runde 12									0:57,049	0:20,363	0:19,381	0:17,305					0:57,967	0:20,319	0:19,452	0:18,196
Runde 13									0:57,048	0:20,099	0:19,443						0:57,323	0:20,113	0:19,776	0:17,434
Runde 14																	0:57,054	0:20,451	0:19,307	
Runde 15																				

Rotax Max Challenge Grand Finals 2013 New Orleans (USA) 13.-16. November 2013

Non Qualifying Practice 3 Senior even Numbers



Die schnellsten Zeiten				
Ort	Nr. Fahrername	Zeit	Streckenl.	Ø Speed
Ziel	272 Askew, Oliver	0:55,735	1460 m	94,3 km/h
Sektion 1	210 Eastwood, Charlie	0:19,703	490 m	89,5 km/h
Sektion 2	272 Askew, Oliver	0:18,877	490 m	93,4 km/h
Sektion 3	222 Magnusson, Jesper	0:16,979	480 m	101,8 km/h



theoretisch mögliche Bestzeit 0:57,132 Stnr.214 Tyurina, Anastasiya Russia Aviagamma Ltd																			
Ziel	Sektion 1	Sektion 2	Sektion 3	Ziel	Sektion 1	Sektion 2	Sektion 3	Ziel	Sektion 1	Sektion 2	Sektion 3	Ziel	Sektion 1	Sektion 2	Sektion 3	Ziel	Sektion 1	Sektion 2	Sektion 3
0:57,445	0:20,279	0:19,501	0:17,352																
Runde 1	0:58,182	0:20,980	0:19,668	0:17,534															
Runde 2	0:58,452	0:20,701	0:19,618	0:18,133															
Runde 3	0:57,767	0:20,675	0:19,512	0:17,580															
Runde 4	0:58,851	0:20,745	0:20,331	0:17,775															
Runde 5	0:58,331	0:20,865	0:20,114	0:17,352															
Runde 6	0:58,738	0:20,958	0:20,421	0:17,359															
Runde 7	0:57,445	0:20,279	0:19,685	0:17,481															
Runde 8	0:58,882	0:20,955	0:20,289	0:17,638															
Runde 9	0:58,060	0:20,563	0:19,501	0:17,996															
Runde 10	0:58,358	0:20,426	0:19,631	0:18,301															
Runde 11	0:58,752	0:20,690	0:19,770	0:18,292															
Runde 12	0:58,206	0:20,789	0:19,911	0:17,506															
Runde 13	0:58,976	0:21,011	0:20,258	0:17,707															
Runde 14	1:12,284	0:20,584	0:31,765	0:19,935															
Runde 15	0:57,926	0:20,423	0:20,082																

Rotax Max Challenge Grand Finals 2013 New Orleans (USA) 13.-16. November 2013

Non Qualifying Practice 3 Senior even Numbers



Ziel		Sektion 1		Sektion 2		Sektion 3	
Fahrername	Zeit	Fahrername	Zeit	Fahrername	Zeit	Fahrername	Zeit
1 272 Askew, Oliver	0:55,735	210 Eastwood, Charlie	0:19,703	272 Askew, Oliver	0:18,877	222 Magnusson, Jesper	0:16,979
2 260 Arscott, Phillip	0:55,853	232 Bedard, Olivier	0:19,717	258 Cousin, Jules	0:18,890	272 Askew, Oliver	0:16,989
3 210 Eastwood, Charlie	0:55,860	266 Brand, Edward	0:19,723	266 Brand, Edward	0:18,898	260 Arscott, Phillip	0:17,022
4 266 Brand, Edward	0:55,863	260 Arscott, Phillip	0:19,784	212 Bielecki, Kacper	0:18,918	210 Eastwood, Charlie	0:17,030
5 212 Bielecki, Kacper	0:55,924	272 Askew, Oliver	0:19,788	260 Arscott, Phillip	0:18,919	266 Brand, Edward	0:17,045
6 274 Neri, Nick	0:55,950	236 Borlido, Bruno	0:19,795	230 Bezel, Petr	0:18,944	230 Bezel, Petr	0:17,050
7 222 Magnusson, Jesper	0:55,952	274 Neri, Nick	0:19,809	240 Vitar, Jorge Arturo	0:18,980	250 Ferencz, Mark	0:17,059
8 220 Claman-Demelo, Zachary	0:56,105	256 Pozzoli, Xavier	0:19,820	248 Bryntesson, Thomas	0:19,004	212 Bielecki, Kacper	0:17,068
9 258 Cousin, Jules	0:56,122	220 Claman-Demelo, Zachary	0:19,829	210 Eastwood, Charlie	0:19,007	278 Aitken, Max	0:17,069
10 236 Borlido, Bruno	0:56,134	212 Bielecki, Kacper	0:19,839	262 Posch, Pascal	0:19,009	246 Hongli, Ye	0:17,083
11 230 Bezel, Petr	0:56,185	240 Vitar, Jorge Arturo	0:19,858	274 Neri, Nick	0:19,012	268 Sherlock, William	0:17,085
12 250 Ferencz, Mark	0:56,193	246 Hongli, Ye	0:19,873	220 Claman-Demelo, Zachary	0:19,019	220 Claman-Demelo, Zachary	0:17,087
13 240 Vitar, Jorge Arturo	0:56,195	222 Magnusson, Jesper	0:19,890	252 Rochford, Daniel	0:19,026	274 Neri, Nick	0:17,095
14 232 Bedard, Olivier	0:56,196	258 Cousin, Jules	0:19,892	222 Magnusson, Jesper	0:19,044	236 Borlido, Bruno	0:17,095
15 246 Hongli, Ye	0:56,214	250 Ferencz, Mark	0:19,905	250 Ferencz, Mark	0:19,046	218 Parkins, Nathan	0:17,109
16 262 Posch, Pascal	0:56,248	248 Bryntesson, Thomas	0:19,924	218 Parkins, Nathan	0:19,073	234 Forman, Jiri	0:17,111
17 270 Mahadik, Krishnaraaj	0:56,277	234 Forman, Jiri	0:19,929	278 Aitken, Max	0:19,094	276 Palmer, Andrew	0:17,112
18 218 Parkins, Nathan	0:56,290	218 Parkins, Nathan	0:19,931	232 Bedard, Olivier	0:19,096	258 Cousin, Jules	0:17,125
19 234 Forman, Jiri	0:56,361	252 Rochford, Daniel	0:19,934	264 Valenza, Philippe	0:19,096	238 Mohd Noor, Syazwan	0:17,148
20 280 Alvarez, Johann	0:56,385	268 Sherlock, William	0:19,938	238 Mohd Noor, Syazwan	0:19,102	270 Mahadik, Krishnaraaj	0:17,164
21 278 Aitken, Max	0:56,393	270 Mahadik, Krishnaraaj	0:19,954	280 Alvarez, Johann	0:19,104	240 Vitar, Jorge Arturo	0:17,174
22 268 Sherlock, William	0:56,401	238 Mohd Noor, Syazwan	0:19,954	234 Forman, Jiri	0:19,110	248 Bryntesson, Thomas	0:17,198
23 242 Kivi, Kairo	0:56,407	242 Kivi, Kairo	0:19,962	242 Kivi, Kairo	0:19,110	242 Kivi, Kairo	0:17,199
24 256 Pozzoli, Xavier	0:56,417	262 Posch, Pascal	0:19,966	236 Borlido, Bruno	0:19,119	232 Bedard, Olivier	0:17,205
25 238 Mohd Noor, Syazwan	0:56,503	280 Alvarez, Johann	0:19,978	276 Palmer, Andrew	0:19,145	280 Alvarez, Johann	0:17,205
26 248 Bryntesson, Thomas	0:56,513	278 Aitken, Max	0:19,985	246 Hongli, Ye	0:19,152	252 Rochford, Daniel	0:17,236
27 276 Palmer, Andrew	0:56,520	244 Psajd, Vid	0:19,985	268 Sherlock, William	0:19,157	228 Ang, Gilbert	0:17,238
28 252 Rochford, Daniel	0:56,530	264 Valenza, Philippe	0:20,009	270 Mahadik, Krishnaraaj	0:19,159	256 Pozzoli, Xavier	0:17,261
29 264 Valenza, Philippe	0:56,545	230 Bezel, Petr	0:20,015	216 Serenko, Alexander	0:19,172	224 Alves, Yuri	0:17,267
30 244 Psajd, Vid	0:56,578	216 Serenko, Alexander	0:20,099	254 Gonzalez, Marc	0:19,208	262 Posch, Pascal	0:17,273
31 226 Noor, Senna	0:56,862	276 Palmer, Andrew	0:20,113	226 Noor, Senna	0:19,266	216 Serenko, Alexander	0:17,305
32 224 Alves, Yuri	0:56,905	254 Gonzalez, Marc	0:20,113	228 Ang, Gilbert	0:19,273	244 Psajd, Vid	0:17,306
33 216 Serenko, Alexander	0:56,985	226 Noor, Senna	0:20,130	256 Pozzoli, Xavier	0:19,277	264 Valenza, Philippe	0:17,326
34 228 Ang, Gilbert	0:57,031	224 Alves, Yuri	0:20,140	244 Psajd, Vid	0:19,281	214 Tyurina, Anastasiya	0:17,352
35 254 Gonzalez, Marc	0:57,054	214 Tyurina, Anastasiya	0:20,279	224 Alves, Yuri	0:19,362	226 Noor, Senna	0:17,371
36 214 Tyurina, Anastasiya	0:57,445	228 Ang, Gilbert	0:20,362	214 Tyurina, Anastasiya	0:19,501	254 Gonzalez, Marc	0:17,406