

Rotax Max Challenge Grand Finals 2013

New Orleans (USA) 13.-16. November 2013

Non Qualifying Practice 4 Senior even Numbers

Strecke / track: 1460m

started: 36 classified: 36 not classified: 0

Doc. 20

| Pos | Nr. | Driver | Country | Entrant | tour laps | Differenz | Ecart gap | chrono fastest lap | tour in lap | Ø speed | |
|-----|-----|---------------|--------------|--------------------------|-------------------------------|-----------|-----------|--------------------|-------------|-----------|-----------|
| 1 | 210 | Eastwood | Charlie | Ireland | Strawberry Racing | 9 | | 0:55,637 | 9 | 94,5 km/h | |
| 2 | 258 | Cousin | Jules | France | Team France | 10 | 0:00,134 | 0:00,134 | 0:55,771 | 7 | 94,2 km/h |
| 3 | 230 | Bezel | Petr | Czech | MS Kart Racing Team s.r.o. | 10 | 0:00,157 | 0:00,023 | 0:55,794 | 7 | 94,2 km/h |
| 4 | 240 | Vitar | Jorge Arturo | Argentina | Gonzalo Alenaz | 10 | 0:00,251 | 0:00,094 | 0:55,888 | 9 | 94,0 km/h |
| 5 | 266 | Brand | Edward | United Kingdom | Intrepid Driver Program | 8 | 0:00,268 | 0:00,017 | 0:55,905 | 5 | 94,0 km/h |
| 6 | 274 | Neri | Nick | United States of America | Maxspeed Group | 7 | 0:00,289 | 0:00,021 | 0:55,926 | 6 | 94,0 km/h |
| 7 | 250 | Ferencz | Mark | Hungary | MGSZ | 8 | 0:00,336 | 0:00,047 | 0:55,973 | 7 | 93,9 km/h |
| 8 | 260 | Arscott | Phillip | United States of America | Maxspeed Group | 7 | 0:00,340 | 0:00,004 | 0:55,977 | 6 | 93,9 km/h |
| 9 | 222 | Magnusson | Jesper | Sweden | Radne Motor AB | 8 | 0:00,373 | 0:00,033 | 0:56,010 | 5 | 93,8 km/h |
| 10 | 272 | Askew | Oliver | United States of America | Maxspeed Group | 7 | 0:00,447 | 0:00,074 | 0:56,084 | 4 | 93,7 km/h |
| 11 | 278 | Aitken | Max | United Kingdom | Strawberry Racing | 9 | 0:00,477 | 0:00,030 | 0:56,114 | 8 | 93,7 km/h |
| 12 | 252 | Rochford | Daniel | Australia | Int. Karting Distributor | 9 | 0:00,477 | 0:00,000 | 0:56,114 | 7 | 93,7 km/h |
| 13 | 234 | Forman | Jiri | Czech | MS Kart Racing Team s.r.o. | 10 | 0:00,496 | 0:00,019 | 0:56,133 | 8 | 93,6 km/h |
| 14 | 248 | Bryntesson | Thomas | Norway | Stefan Bryntesson | 10 | 0:00,555 | 0:00,059 | 0:56,192 | 9 | 93,5 km/h |
| 15 | 242 | Kivi | Kairo | Estonia | AGS Racing | 10 | 0:00,638 | 0:00,083 | 0:56,275 | 10 | 93,4 km/h |
| 16 | 246 | Hongli | Ye | China | KRS Motorsports | 10 | 0:00,667 | 0:00,029 | 0:56,304 | 9 | 93,4 km/h |
| 17 | 218 | Parkins | Nathan | South Africa | Dan Holland Racing | 10 | 0:00,669 | 0:00,002 | 0:56,306 | 7 | 93,3 km/h |
| 18 | 280 | Alvarez | Johann | Colombia | Deportes a Motor | 10 | 0:00,743 | 0:00,074 | 0:56,380 | 7 | 93,2 km/h |
| 19 | 268 | Sherlock | William | Ireland | Michael Doherty | 8 | 0:00,845 | 0:00,102 | 0:56,482 | 5 | 93,1 km/h |
| 20 | 236 | Borlido | Bruno | Portugal | Cabo Do Mundo Kart Team | 7 | 0:00,864 | 0:00,019 | 0:56,501 | 4 | 93,0 km/h |
| 21 | 244 | Psajd | Vid | Slovenia | AKK Sportstil | 10 | 0:00,868 | 0:00,004 | 0:56,505 | 9 | 93,0 km/h |
| 22 | 270 | Mahadik | Krishnaraaj | India | Meco Racing | 9 | 0:00,869 | 0:00,001 | 0:56,506 | 8 | 93,0 km/h |
| 23 | 264 | Valenza | Philippe | United Arab Emirates | Al Ain Raceway | 10 | 0:00,912 | 0:00,043 | 0:56,549 | 9 | 92,9 km/h |
| 24 | 212 | Bielecki | Kacper | Poland | Mariusz Bielecki | 7 | 0:00,915 | 0:00,003 | 0:56,552 | 5 | 92,9 km/h |
| 25 | 276 | Palmer | Andrew | United States of America | Maxspeed Group | 7 | 0:00,922 | 0:00,007 | 0:56,559 | 4 | 92,9 km/h |
| 26 | 254 | Gonzalez | Marc | Spain | Binakart | 9 | 0:00,949 | 0:00,027 | 0:56,586 | 9 | 92,9 km/h |
| 27 | 232 | Bedard | Olivier | Canada | SKA Karting International inc | 8 | 0:00,972 | 0:00,023 | 0:56,609 | 5 | 92,8 km/h |
| 28 | 216 | Serenko | Alexander | Russia | Aviagamma Ltd | 10 | 0:01,024 | 0:00,052 | 0:56,661 | 7 | 92,8 km/h |
| 29 | 224 | Alves | Yuri | Brazil | Team Brasil | 10 | 0:01,069 | 0:00,045 | 0:56,706 | 6 | 92,7 km/h |
| 30 | 220 | Claman-Demelo | Zachary | Canada | SKA Karting International inc | 8 | 0:01,167 | 0:00,098 | 0:56,804 | 7 | 92,5 km/h |
| 31 | 228 | Ang | Gilbert | Malaysia | KRS Motorsports | 7 | 0:01,180 | 0:00,013 | 0:56,817 | 7 | 92,5 km/h |
| 32 | 238 | Mohd Noor | Syazwan | Malaysia | KRS Motorsports | 10 | 0:01,203 | 0:00,023 | 0:56,840 | 6 | 92,5 km/h |
| 33 | 256 | Pozzoli | Xavier | France | Team France | 7 | 0:01,286 | 0:00,083 | 0:56,923 | 6 | 92,3 km/h |
| 34 | 214 | Tyurina | Anastasiya | Russia | Aviagamma Ltd | 10 | 0:01,431 | 0:00,145 | 0:57,068 | 5 | 92,1 km/h |
| 35 | 262 | Posch | Pascal | Switzerland | Kart-Club Oerlikon | 7 | 0:01,572 | 0:00,141 | 0:57,209 | 4 | 91,9 km/h |
| 36 | 226 | Noor | Senna | Indonesia | KRS Motorsports | 5 | 0:01,935 | 0:00,363 | 0:57,572 | 4 | 91,3 km/h |

Clerk of the Course: R. Brito / T.van der Burgt / T.Lainer / Ch.Egger Race director: Nigel Edwards

Stewards: Richard Norbury / Taylon Jocelyn / Norman Jennings

Scrutineer: Paul Klaassen / Colin Ringham / Brian Campbell / Roel Keuen / Kevin Hodge / Minhat Hasnizam

Time Keeping: KART-DATA timing service Franz Schieszler / Martin Summerer



ACCUS



Rotax Max Challenge Grand Finals 2013

New Orleans (USA) 13.-16. November 2013

Non Qualifying Practice 4 Senior even Numbers



LOUISIANA
Pick your Passion



Strecke / track: 1460 started: 36 classified: 36 not classified: 0

| Fahrername Driver | Eastwood Charlie | Cousin Jules | Bezel Petr | Vitar JorgeArturo | Brand Edward | Neri Nick | Ferencz Mark | Arcscott Phillip | Magnusson Jesper | Askew Oliver | Aitken Max | Rochford Daniel |
|------------------------------|---------------------|-------------------|-------------------|----------------------|-------------------|-------------------|-------------------|---------------------|---------------------|-------------------|-------------------|--------------------|
| schnellste Runde in Runde | 0:55,637 Rn. 9 | 0:55,771 Rn. 7 | 0:55,794 Rn. 7 | 0:55,888 Rn. 9 | 0:55,905 Rn. 5 | 0:55,926 Rn. 6 | 0:55,973 Rn. 7 | 0:55,977 Rn. 6 | 0:56,010 Rn. 5 | 0:56,084 Rn. 4 | 0:56,114 Rn. 8 | 0:56,114 Rn. 7 |
| Speed | 94,5 km/h | 94,2 km/h | 94,2 km/h | 94,0 km/h | 94,0 km/h | 94,0 km/h | 93,9 km/h | 93,9 km/h | 93,8 km/h | 93,7 km/h | 93,7 km/h | 93,7 km/h |
| Lap 1 | 0:58,809 | 0:58,349 | 0:57,446 | 0:59,676 | 0:58,699 | 1:01,728 | 0:58,225 | 1:01,416 | 0:58,614 | 0:59,674 | 0:59,464 | 0:59,352 |
| Lap 2 | 0:56,871 | 0:57,621 | 0:56,148 | 0:57,221 | 0:56,538 | 1:06,617 | 0:56,834 | 0:56,861 | 0:57,171 | 0:57,414 | 1:28,094 | 0:57,258 |
| Lap 3 | 0:56,288 | 0:57,275 | 0:57,145 | 0:59,284 | 0:56,655 | 3:03,427 | 0:56,697 | 0:56,401 | 0:56,714 | 0:56,430 | 0:57,482 | 0:56,771 |
| Lap 4 | 0:56,398 | 0:56,634 | 0:56,330 | 0:56,172 | 0:56,134 | 0:56,343 | 0:57,005 | 0:56,346 | 2:35,677 | 0:56,084 | 0:56,586 | 0:57,249 |
| Lap 5 | 0:55,934 | 0:56,345 | 0:56,063 | 0:56,432 | <u>0:55,905</u> | 1:10,494 | 0:56,241 | 0:56,171 | <u>0:56,010</u> | 0:56,281 | 0:56,274 | 0:56,439 |
| Lap 6 | 0:56,075 | 0:56,221 | 0:56,040 | 0:56,476 | 0:55,906 | <u>0:55,926</u> | 0:56,294 | <u>0:55,977</u> | 0:56,176 | 0:56,454 | 0:56,252 | 0:56,530 |
| Lap 7 | 0:56,150 | <u>0:55,771</u> | <u>0:55,794</u> | 0:56,034 | 2:51,114 | 0:56,429 | <u>0:55,973</u> | 0:56,025 | 0:56,141 | 0:56,260 | 0:56,451 | <u>0:56,114</u> |
| Lap 8 | 0:56,263 | 0:56,146 | 0:56,364 | 0:55,971 | 0:56,196 | | 2:45,977 | | 0:56,266 | | <u>0:56,114</u> | 0:56,872 |
| Lap 9 | <u>0:55,637</u> | 0:55,848 | 0:55,975 | <u>0:55,888</u> | | | | | | | 0:58,212 | 0:56,422 |
| Lap 10 | | 0:56,039 | 0:55,838 | 0:56,123 | | | | | | | | |



ACCUS



Rotax Max Challenge Grand Finals 2013

New Orleans (USA) 13.-16. November 2013

Non Qualifying Practice 4 Senior even Numbers



LOUISIANA
Pick your Passion



Strecke / track: 1460 started: 36 classified: 36 not classified: 0

| Fahrername Driver | Forman Jiri | Bryntesson Thomas | Kivi Kairo | Hongli Ye | Parkins Nathan | Alvarez Johann | Sherlock William | Borlido Bruno | Psajd Vid | Mahadik Krishnaraaj | Valenza Philippe | Bielecki Kacper |
|------------------------------|-------------------|----------------------|--------------------|-------------------|-------------------|-------------------|---------------------|-------------------|-------------------|------------------------|---------------------|--------------------|
| schnellste Runde in Runde | 0:56,133 Rn. 8 | 0:56,192 Rn. 9 | 0:56,275 Rn. 10 | 0:56,304 Rn. 9 | 0:56,306 Rn. 7 | 0:56,380 Rn. 7 | 0:56,482 Rn. 5 | 0:56,501 Rn. 4 | 0:56,505 Rn. 9 | 0:56,506 Rn. 8 | 0:56,549 Rn. 9 | 0:56,552 Rn. 5 |
| Speed | 93,6 km/h | 93,5 km/h | 93,4 km/h | 93,4 km/h | 93,3 km/h | 93,2 km/h | 93,1 km/h | 93,0 km/h | 93,0 km/h | 93,0 km/h | 92,9 km/h | 92,9 km/h |
| Lap 1 | 0:59,087 | 0:58,384 | 0:59,055 | 0:58,917 | 0:58,668 | 0:58,364 | 0:58,752 | 0:58,097 | 0:58,604 | 1:02,059 | 1:01,345 | 0:59,136 |
| Lap 2 | 0:57,239 | 0:56,992 | 0:57,220 | 0:57,312 | 0:58,075 | 0:57,268 | 0:56,920 | 0:56,596 | 0:57,507 | 0:57,631 | 0:58,391 | 0:58,059 |
| Lap 3 | 0:56,945 | 0:56,876 | 0:56,864 | 0:56,818 | 0:57,116 | 0:57,704 | 0:56,677 | 0:58,829 | 0:57,385 | 0:57,011 | 0:57,776 | 3:01,741 |
| Lap 4 | 0:57,076 | 0:56,756 | 0:56,757 | 0:56,488 | 0:57,246 | 0:56,996 | 0:56,972 | <u>0:56,501</u> | 0:57,291 | 0:56,817 | 0:57,651 | 0:56,832 |
| Lap 5 | 0:56,455 | 0:56,635 | 0:56,640 | 0:56,617 | 0:57,037 | 0:56,600 | <u>0:56,482</u> | 0:56,761 | 0:56,707 | 1:01,574 | 0:56,569 | <u>0:56,552</u> |
| Lap 6 | 0:56,534 | 0:56,195 | 0:56,919 | 0:57,428 | 0:56,382 | 0:57,137 | 2:45,665 | 3:07,936 | 0:57,016 | 0:58,650 | 0:56,684 | 0:56,661 |
| Lap 7 | 0:56,261 | 0:56,929 | 0:56,482 | 0:56,862 | <u>0:56,306</u> | <u>0:56,380</u> | 0:56,534 | 1:01,076 | 0:57,436 | 0:56,518 | 0:56,988 | 0:56,884 |
| Lap 8 | <u>0:56,133</u> | 0:56,577 | 0:56,880 | 0:56,819 | 0:56,481 | 0:56,624 | 0:56,605 | | 0:57,195 | <u>0:56,506</u> | 0:56,920 | |
| Lap 9 | 0:56,297 | <u>0:56,192</u> | 0:56,485 | <u>0:56,304</u> | 0:56,367 | 0:56,675 | | | <u>0:56,505</u> | 0:56,533 | <u>0:56,549</u> | |
| Lap 10 | 0:56,270 | 0:56,416 | <u>0:56,275</u> | 0:57,461 | 0:56,442 | 0:56,973 | | | 0:57,030 | | 0:56,704 | |



ACCUS



Rotax Max Challenge Grand Finals 2013

New Orleans (USA) 13.-16. November 2013

Non Qualifying Practice 4 Senior even Numbers



LOUISIANA
Pick your Passion

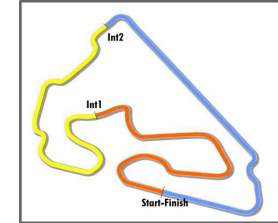


Strecke / track: 1460 started: 36 classified: 36 not classified: 0

| Fahrername Driver | Palmer Andrew | Gonzalez Marc | Bedard Olivier | Serenko Alexander | Alves Yuri | Claman-Demelo Zachary | Ang Gilbert | Mohd Noor Syazwan | Pozzoli Xavier | Tyurina Anastasiya | Posch Pascal | Noor Senna |
|------------------------------|-------------------|-------------------|-------------------|----------------------|-------------------|--------------------------|-------------------|----------------------|-------------------|-----------------------|-------------------|-------------------|
| schnellste Runde in Runde | 0:56,559 Rn. 4 | 0:56,586 Rn. 9 | 0:56,609 Rn. 5 | 0:56,661 Rn. 7 | 0:56,706 Rn. 6 | 0:56,804 Rn. 7 | 0:56,817 Rn. 7 | 0:56,840 Rn. 6 | 0:56,923 Rn. 6 | 0:57,068 Rn. 5 | 0:57,209 Rn. 4 | 0:57,572 Rn. 4 |
| Speed | 92,9 km/h | 92,9 km/h | 92,8 km/h | 92,8 km/h | 92,7 km/h | 92,5 km/h | 92,5 km/h | 92,5 km/h | 92,3 km/h | 92,1 km/h | 91,9 km/h | 91,3 km/h |
| Lap 1 | 0:59,813 | 0:59,191 | 0:59,977 | 0:58,963 | 1:00,553 | 0:59,162 | 0:59,239 | 0:59,511 | 0:59,865 | 0:59,080 | 0:59,859 | 0:59,353 |
| Lap 2 | 0:57,383 | 0:58,298 | 0:57,456 | 0:57,259 | 0:59,294 | 0:59,237 | 0:59,117 | 0:58,815 | 0:58,643 | 0:58,495 | 0:58,698 | 0:57,978 |
| Lap 3 | 0:56,867 | 0:57,293 | 0:56,736 | 0:57,028 | 0:58,022 | 0:59,368 | 0:57,317 | 0:58,420 | 0:57,712 | 0:58,046 | 0:58,397 | 2:54,636 |
| Lap 4 | <u>0:56,559</u> | 0:57,796 | 2:17,282 | 0:56,936 | 0:58,793 | 0:57,478 | 0:56,965 | 0:56,963 | 0:57,653 | 0:58,138 | <u>0:57,209</u> | <u>0:57,572</u> |
| Lap 5 | 0:57,241 | 0:58,716 | <u>0:56,609</u> | 0:56,717 | 0:58,049 | 0:57,386 | 0:58,038 | 0:57,838 | 0:57,267 | <u>0:57,068</u> | 0:59,545 | 3:40,849 |
| Lap 6 | 0:57,372 | 0:57,260 | 0:57,155 | 0:57,144 | <u>0:56,706</u> | 0:57,967 | 0:57,037 | <u>0:56,840</u> | <u>0:56,923</u> | 0:57,382 | 0:57,473 | |
| Lap 7 | 0:56,791 | 0:57,112 | 0:56,699 | <u>0:56,661</u> | 0:57,231 | <u>0:56,804</u> | <u>0:56,817</u> | 0:57,956 | 3:03,664 | 0:57,378 | 0:58,025 | |
| Lap 8 | | 0:57,981 | 0:56,758 | 0:57,311 | 0:57,547 | 0:57,657 | | 0:58,855 | | 0:57,493 | | |
| Lap 9 | | <u>0:56,586</u> | | 0:56,890 | 0:57,406 | | | 0:57,102 | | 0:57,147 | | |
| Lap 10 | | | | 0:56,980 | 0:57,724 | | | 0:58,027 | | 0:57,068 | | |

Rotax Max Challenge Grand Finals 2013 New Orleans (USA) 13.-16. November 2013

Non Qualifying Practice 4 Senior even Numbers

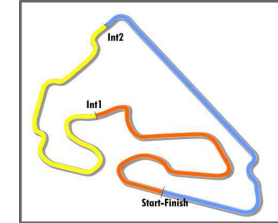


| Die schnellsten Zeiten | | | | |
|------------------------|----------------------|----------|------------|------------|
| Ort | Nr. Fahrername | Zeit | Streckenl. | Ø Speed |
| Ziel | 210 Eastwood,Charlie | 0:55,637 | 1460 m | 94,5 km/h |
| Sektion 1 | 210 Eastwood,Charlie | 0:19,652 | 490 m | 89,8 km/h |
| Sektion 2 | 210 Eastwood,Charlie | 0:18,796 | 490 m | 93,8 km/h |
| Sektion 3 | 274 Neri,Nick | 0:17,051 | 480 m | 101,3 km/h |

| | theoretisch mögliche Bestzeit 0:55,533 Stnr.210 Eastwood,Charlie Ireland Strawberry Racing | | | | theoretisch mögliche Bestzeit 0:55,694 Stnr.258 Cousin,Jules France Team France | | | | theoretisch mögliche Bestzeit 0:55,728 Stnr.230 Bezel,Petr Czech MS Kart Racing Team s.r.o. | | | | theoretisch mögliche Bestzeit 0:55,835 Stnr.240 Vitar,Jorge Arturo Argentina Gonzalo Alenaz | | | | theoretisch mögliche Bestzeit 0:55,797 Stnr.266 Brand,Edward United Kingdom Intrepid Driver Program | | | |
|----------|---|-----------|-----------|-----------|--|-----------|-----------|-----------|--|-----------|-----------|-----------|--|-----------|-----------|-----------|--|-----------|-----------|-----------|
| | Ziel | Sektion 1 | Sektion 2 | Sektion 3 | Ziel | Sektion 1 | Sektion 2 | Sektion 3 | Ziel | Sektion 1 | Sektion 2 | Sektion 3 | Ziel | Sektion 1 | Sektion 2 | Sektion 3 | Ziel | Sektion 1 | Sektion 2 | Sektion 3 |
| | 0:55,637 | 0:19,652 | 0:18,796 | 0:17,085 | 0:55,771 | 0:19,758 | 0:18,818 | 0:17,118 | 0:55,794 | 0:19,847 | 0:18,826 | 0:17,055 | 0:55,888 | 0:19,768 | 0:18,860 | 0:17,207 | 0:55,905 | 0:19,886 | 0:18,808 | 0:17,103 |
| Runde 1 | 0:58,809 | 0:21,700 | 0:19,464 | 0:17,645 | 0:58,349 | 0:21,229 | 0:19,587 | 0:17,533 | 0:57,446 | 0:20,885 | 0:19,129 | 0:17,432 | 0:59,676 | 0:22,271 | 0:19,717 | 0:17,688 | 0:58,699 | 0:21,726 | 0:19,404 | 0:17,569 |
| Runde 2 | 0:56,871 | 0:20,055 | 0:19,281 | 0:17,535 | 0:57,621 | 0:20,172 | 0:19,762 | 0:17,687 | 0:56,148 | 0:20,059 | 0:18,858 | 0:17,231 | 0:57,221 | 0:20,565 | 0:19,442 | 0:17,214 | 0:56,538 | 0:20,202 | 0:19,055 | 0:17,281 |
| Runde 3 | 0:56,288 | 0:19,918 | 0:19,037 | 0:17,333 | 0:57,275 | 0:20,700 | 0:18,977 | 0:17,598 | 0:57,145 | 0:20,738 | 0:18,917 | 0:17,490 | 0:59,284 | 0:22,608 | 0:19,299 | 0:17,377 | 0:56,655 | 0:19,958 | 0:19,246 | 0:17,451 |
| Runde 4 | 0:56,398 | 0:19,802 | 0:19,241 | 0:17,355 | 0:56,634 | 0:19,939 | 0:19,410 | 0:17,285 | 0:56,330 | 0:20,043 | 0:18,976 | 0:17,311 | 0:56,172 | 0:19,853 | 0:18,985 | 0:17,334 | 0:56,134 | 0:19,886 | 0:18,829 | 0:17,419 |
| Runde 5 | 0:55,934 | 0:19,787 | 0:18,961 | 0:17,186 | 0:56,345 | 0:20,099 | 0:18,967 | 0:17,279 | 0:56,063 | 0:20,166 | 0:18,842 | 0:17,055 | 0:56,432 | 0:19,892 | 0:19,190 | 0:17,350 | 0:55,905 | 0:19,967 | 0:18,808 | 0:17,130 |
| Runde 6 | 0:56,075 | 0:19,743 | 0:19,106 | 0:17,226 | 0:56,221 | 0:19,872 | 0:19,053 | 0:17,296 | 0:56,040 | 0:19,910 | 0:18,979 | 0:17,151 | 0:56,476 | 0:20,256 | 0:18,976 | 0:17,244 | 0:55,906 | 0:19,942 | 0:18,851 | 0:17,113 |
| Runde 7 | 0:56,150 | 0:19,827 | 0:19,238 | 0:17,085 | 0:55,771 | 0:19,766 | 0:18,887 | 0:17,118 | 0:55,794 | 0:19,849 | 0:18,882 | 0:17,063 | 0:56,034 | 0:19,886 | 0:18,941 | 0:17,207 | 2:51,114 | 2:15,169 | 0:18,842 | 0:17,103 |
| Runde 8 | 0:56,263 | 0:20,014 | 0:19,013 | 0:17,236 | 0:56,146 | 0:19,797 | 0:19,054 | 0:17,295 | 0:56,364 | 0:19,847 | 0:19,311 | 0:17,206 | 0:55,971 | 0:19,836 | 0:18,896 | 0:17,239 | 0:56,196 | 0:19,918 | 0:19,203 | |
| Runde 9 | 0:55,637 | 0:19,652 | 0:18,796 | | 0:55,848 | 0:19,758 | 0:18,818 | 0:17,272 | 0:55,975 | 0:19,936 | 0:18,884 | 0:17,155 | 0:55,888 | 0:19,768 | 0:18,889 | 0:17,231 | | | | |
| Runde 10 | | 0:19,954 | 0:19,084 | | 0:56,039 | 0:19,841 | 0:18,965 | | 0:55,838 | 0:19,855 | 0:18,826 | | 0:56,123 | 0:20,101 | 0:18,860 | | | | | |

Rotax Max Challenge Grand Finals 2013 New Orleans (USA) 13.-16. November 2013

Non Qualifying Practice 4 Senior even Numbers

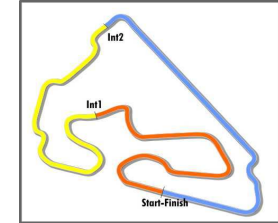


| Die schnellsten Zeiten | | | | |
|------------------------|----------------------|----------|------------|------------|
| Ort | Nr. Fahrername | Zeit | Streckenl. | Ø Speed |
| Ziel | 210 Eastwood,Charlie | 0:55,637 | 1460 m | 94,5 km/h |
| Sektion 1 | 210 Eastwood,Charlie | 0:19,652 | 490 m | 89,8 km/h |
| Sektion 2 | 210 Eastwood,Charlie | 0:18,796 | 490 m | 93,8 km/h |
| Sektion 3 | 274 Neri,Nick | 0:17,051 | 480 m | 101,3 km/h |

| | theoretisch mögliche Bestzeit 0:55,852 Stnr.274 Neri,Nick United States of America Maxspeed Group | | | | theoretisch mögliche Bestzeit 0:55,945 Stnr.250 Ferencz,Mark Hungary MGSZ | | | | theoretisch mögliche Bestzeit 0:55,977 Stnr.260 Arscott,Phillip United States of America Maxspeed Group | | | | theoretisch mögliche Bestzeit 0:55,915 Stnr.222 Magnusson,Jesper Sweden Radne Motor AB | | | | theoretisch mögliche Bestzeit 0:56,061 Stnr.272 Askew,Oliver United States of America Maxspeed Group | | | |
|---------|--|-----------|-----------|-----------|--|-----------|-----------|-----------|--|-----------|-----------|-----------|---|-----------|-----------|-----------|---|-----------|-----------|-----------|
| | Ziel | Sektion 1 | Sektion 2 | Sektion 3 | Ziel | Sektion 1 | Sektion 2 | Sektion 3 | Ziel | Sektion 1 | Sektion 2 | Sektion 3 | Ziel | Sektion 1 | Sektion 2 | Sektion 3 | Ziel | Sektion 1 | Sektion 2 | Sektion 3 |
| | 0:55,926 | 0:19,831 | 0:18,970 | 0:17,051 | 0:55,973 | 0:19,800 | 0:18,976 | 0:17,169 | 0:55,977 | 0:19,832 | 0:18,996 | 0:17,149 | 0:56,010 | 0:19,823 | 0:18,912 | 0:17,180 | 0:56,084 | 0:19,904 | 0:18,847 | 0:17,310 |
| Runde 1 | 1:01,728 | 0:23,881 | 0:19,958 | 0:17,889 | 0:58,225 | 0:21,148 | 0:19,506 | 0:17,571 | 1:01,416 | 0:22,464 | 0:20,429 | 0:18,523 | 0:58,614 | 0:21,405 | 0:19,573 | 0:17,636 | 0:59,674 | 0:21,814 | 0:20,008 | 0:17,852 |
| Runde 2 | 1:06,617 | 0:27,926 | 0:21,256 | 0:17,435 | 0:56,834 | 0:20,214 | 0:19,241 | 0:17,379 | 0:56,861 | 0:20,295 | 0:19,143 | 0:17,423 | 0:57,171 | 0:20,467 | 0:19,299 | 0:17,405 | 0:57,414 | 0:20,594 | 0:19,282 | 0:17,538 |
| Runde 3 | 3:03,427 | 2:26,889 | 0:19,178 | 0:17,360 | 0:56,697 | 0:20,169 | 0:19,218 | 0:17,310 | 0:56,401 | 0:19,961 | 0:19,051 | 0:17,389 | 0:56,714 | 0:20,027 | 0:19,190 | 0:17,497 | 0:56,430 | 0:20,158 | 0:18,962 | 0:17,310 |
| Runde 4 | 0:56,343 | 0:19,831 | 0:19,151 | 0:17,361 | 0:57,005 | 0:20,271 | 0:19,451 | 0:17,283 | 0:56,346 | 0:20,041 | 0:19,009 | 0:17,296 | 2:35,677 | 1:59,336 | 0:18,958 | 0:17,383 | 0:56,084 | 0:19,904 | 0:18,847 | 0:17,333 |
| Runde 5 | 1:10,494 | 0:32,686 | 0:20,484 | 0:17,324 | 0:56,241 | 0:19,982 | 0:19,090 | 0:17,169 | 0:56,171 | 0:19,912 | 0:19,030 | 0:17,229 | 0:56,010 | 0:19,918 | 0:18,912 | 0:17,180 | 0:56,281 | 0:20,013 | 0:18,879 | 0:17,389 |
| Runde 6 | 0:55,926 | 0:19,905 | 0:18,970 | 0:17,051 | 0:56,294 | 0:19,800 | 0:19,276 | 0:17,218 | 0:55,977 | 0:19,832 | 0:18,996 | 0:17,149 | 0:56,176 | 0:19,823 | 0:18,970 | 0:17,383 | 0:56,454 | 0:20,155 | 0:18,929 | 0:17,370 |
| Runde 7 | 0:56,429 | 0:19,849 | 0:19,098 | | 0:55,973 | 0:19,821 | 0:18,976 | 0:17,176 | 0:56,025 | 0:19,846 | 0:19,012 | | 0:56,141 | 0:19,836 | 0:19,066 | 0:17,239 | 0:56,260 | 0:20,028 | 0:18,974 | |
| Runde 8 | | | | | 2:45,977 | 2:09,681 | 0:19,049 | | | 0:22,342 | 0:20,474 | | 0:56,266 | 0:19,950 | 0:19,110 | | | 2:08,279 | 1:28,567 | |
| Runde 9 | | | | | | | | | | | | | | | | | | | | |

Rotax Max Challenge Grand Finals 2013 New Orleans (USA) 13.-16. November 2013

Non Qualifying Practice 4 Senior even Numbers

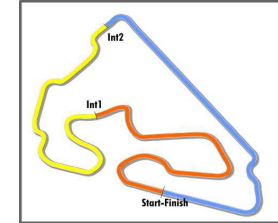


| Die schnellsten Zeiten | | | | |
|------------------------|----------------------|----------|------------|------------|
| Ort | Nr. Fahrername | Zeit | Streckenl. | Ø Speed |
| Ziel | 210 Eastwood,Charlie | 0:55,637 | 1460 m | 94,5 km/h |
| Sektion 1 | 210 Eastwood,Charlie | 0:19,652 | 490 m | 89,8 km/h |
| Sektion 2 | 210 Eastwood,Charlie | 0:18,796 | 490 m | 93,8 km/h |
| Sektion 3 | 274 Neri,Nick | 0:17,051 | 480 m | 101,3 km/h |

| | theoretisch mögliche Bestzeit 0:56,018 Strn.278 Aitken,Max United Kingdom Strawberry Racing | | | | theoretisch mögliche Bestzeit 0:55,992 Strn.252 Rochford,Daniel Australia Int. Karting Distributor | | | | theoretisch mögliche Bestzeit 0:56,104 Strn.234 Forman,Jiri Czech MS Kart Racing Team s.r.o. | | | | theoretisch mögliche Bestzeit 0:55,951 Strn.248 Bryntesson,Thomas Norway Stefan Bryntesson | | | | theoretisch mögliche Bestzeit 0:56,185 Strn.242 Kivi,Kairo Estonia AGS Racing | | | |
|----------|--|-----------|-----------|-----------|---|-----------|-----------|-----------|---|-----------|-----------|-----------|---|-----------|-----------|-----------|--|-----------|-----------|-----------|
| | Ziel | Sektion 1 | Sektion 2 | Sektion 3 | Ziel | Sektion 1 | Sektion 2 | Sektion 3 | Ziel | Sektion 1 | Sektion 2 | Sektion 3 | Ziel | Sektion 1 | Sektion 2 | Sektion 3 | Ziel | Sektion 1 | Sektion 2 | Sektion 3 |
| | 0:56,114 | 0:19,896 | 0:18,886 | 0:17,236 | 0:56,114 | 0:19,852 | 0:18,950 | 0:17,190 | 0:56,133 | 0:19,797 | 0:19,025 | 0:17,282 | 0:56,192 | 0:19,816 | 0:18,939 | 0:17,196 | 0:56,275 | 0:19,838 | 0:19,113 | 0:17,234 |
| Runde 1 | 0:59,464 | 0:22,155 | 0:19,693 | 0:17,616 | 0:59,352 | 0:21,847 | 0:19,849 | 0:17,656 | 0:59,087 | 0:21,822 | 0:19,818 | 0:17,447 | 0:58,384 | 0:20,985 | 0:19,587 | 0:17,812 | 0:59,055 | 0:21,488 | 0:19,703 | 0:17,864 |
| Runde 2 | 1:28,094 | 0:20,197 | 0:49,716 | 0:18,181 | 0:57,258 | 0:20,474 | 0:19,342 | 0:17,442 | 0:57,239 | 0:20,380 | 0:19,394 | 0:17,465 | 0:56,992 | 0:20,166 | 0:19,307 | 0:17,519 | 0:57,220 | 0:20,282 | 0:19,372 | 0:17,566 |
| Runde 3 | 0:57,482 | 0:20,592 | 0:19,301 | 0:17,589 | 0:56,771 | 0:20,120 | 0:19,136 | 0:17,515 | 0:56,945 | 0:20,236 | 0:19,251 | 0:17,458 | 0:56,876 | 0:20,139 | 0:19,278 | 0:17,459 | 0:56,864 | 0:20,022 | 0:19,384 | 0:17,458 |
| Runde 4 | 0:56,586 | 0:20,013 | 0:19,129 | 0:17,444 | 0:57,249 | 0:20,290 | 0:19,590 | 0:17,369 | 0:57,076 | 0:20,179 | 0:19,252 | 0:17,645 | 0:56,756 | 0:20,027 | 0:19,295 | 0:17,434 | 0:56,757 | 0:19,976 | 0:19,296 | 0:17,485 |
| Runde 5 | 0:56,274 | 0:19,912 | 0:19,124 | 0:17,238 | 0:56,439 | 0:19,971 | 0:19,180 | 0:17,288 | 0:56,455 | 0:20,019 | 0:19,133 | 0:17,303 | 0:56,635 | 0:20,474 | 0:18,939 | 0:17,222 | 0:56,640 | 0:19,999 | 0:19,287 | 0:17,354 |
| Runde 6 | 0:56,252 | 0:19,931 | 0:19,084 | 0:17,237 | 0:56,530 | 0:20,171 | 0:18,950 | 0:17,409 | 0:56,534 | 0:19,977 | 0:19,272 | 0:17,285 | 0:56,195 | 0:19,840 | 0:19,055 | 0:17,300 | 0:56,919 | 0:20,040 | 0:19,157 | 0:17,722 |
| Runde 7 | 0:56,451 | 0:20,062 | 0:19,153 | 0:17,236 | 0:56,114 | 0:19,852 | 0:19,072 | 0:17,190 | 0:56,261 | 0:19,904 | 0:19,043 | 0:17,314 | 0:56,929 | 0:20,136 | 0:19,488 | 0:17,305 | 0:56,482 | 0:19,985 | 0:19,189 | 0:17,308 |
| Runde 8 | 0:56,114 | 0:19,896 | 0:18,886 | 0:17,332 | 0:56,872 | 0:20,158 | 0:19,370 | 0:17,344 | 0:56,133 | 0:19,797 | 0:19,054 | 0:17,282 | 0:56,577 | 0:20,092 | 0:19,289 | 0:17,196 | 0:56,880 | 0:19,921 | 0:19,725 | 0:17,234 |
| Runde 9 | 0:58,212 | 0:19,955 | 0:19,088 | | 0:56,422 | 0:19,948 | 0:19,052 | | 0:56,297 | 0:19,869 | 0:19,025 | 0:17,403 | 0:56,192 | 0:19,816 | 0:19,063 | 0:17,313 | 0:56,485 | 0:19,901 | 0:19,260 | 0:17,324 |
| Runde 10 | | | | | | 0:20,187 | 0:19,218 | | 0:56,270 | 0:19,803 | 0:19,069 | | 0:56,416 | 0:19,868 | 0:19,029 | | 0:56,275 | 0:19,838 | 0:19,113 | |

Rotax Max Challenge Grand Finals 2013 New Orleans (USA) 13.-16. November 2013

Non Qualifying Practice 4 Senior even Numbers

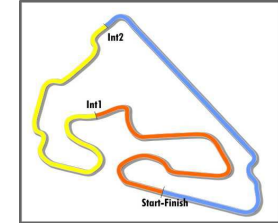


| Die schnellsten Zeiten | | | | |
|------------------------|----------------------|----------|------------|------------|
| Ort | Nr. Fahrername | Zeit | Streckenl. | Ø Speed |
| Ziel | 210 Eastwood,Charlie | 0:55,637 | 1460 m | 94,5 km/h |
| Sektion 1 | 210 Eastwood,Charlie | 0:19,652 | 490 m | 89,8 km/h |
| Sektion 2 | 210 Eastwood,Charlie | 0:18,796 | 490 m | 93,8 km/h |
| Sektion 3 | 274 Neri,Nick | 0:17,051 | 480 m | 101,3 km/h |

| | theoretisch mögliche Bestzeit 0:56,155 Strn.246 Hongli,Ye China KRS Motorsports | | | | theoretisch mögliche Bestzeit 0:56,169 Strn.218 Parkins,Nathan South Africa Dan Holland Racing | | | | theoretisch mögliche Bestzeit 0:56,339 Strn.280 Alvarez,Johann Colombia Deportes a Motor | | | | theoretisch mögliche Bestzeit 0:56,204 Strn.268 Sherlock,William Ireland Michael Doherty | | | | theoretisch mögliche Bestzeit 0:56,151 Strn.236 Borlido,Bruno Portugal Cabo Do Mundo Kart Team | | | |
|----------|--|-----------|-----------|-----------|---|-----------|-----------|-----------|---|-----------|-----------|-----------|---|-----------|-----------|-----------|---|-----------|-----------|-----------|
| | Ziel | Sektion 1 | Sektion 2 | Sektion 3 | Ziel | Sektion 1 | Sektion 2 | Sektion 3 | Ziel | Sektion 1 | Sektion 2 | Sektion 3 | Ziel | Sektion 1 | Sektion 2 | Sektion 3 | Ziel | Sektion 1 | Sektion 2 | Sektion 3 |
| | 0:56,304 | 0:19,894 | 0:19,031 | 0:17,230 | 0:56,306 | 0:19,912 | 0:19,049 | 0:17,208 | 0:56,380 | 0:19,833 | 0:19,215 | 0:17,291 | 0:56,482 | 0:19,948 | 0:19,103 | 0:17,153 | 0:56,501 | 0:19,746 | 0:19,081 | 0:17,324 |
| Runde 1 | 0:58,917 | 0:21,835 | 0:19,468 | 0:17,614 | 0:58,668 | 0:21,623 | 0:19,627 | 0:17,418 | 0:58,364 | 0:21,073 | 0:19,769 | 0:17,522 | 0:58,752 | 0:21,653 | 0:19,480 | 0:17,619 | 0:58,097 | 0:20,728 | 0:19,300 | 0:18,069 |
| Runde 2 | 0:57,312 | 0:20,152 | 0:19,930 | 0:17,230 | 0:58,075 | 0:20,568 | 0:19,678 | 0:17,829 | 0:57,268 | 0:20,314 | 0:19,605 | 0:17,349 | 0:56,920 | 0:20,063 | 0:19,576 | 0:17,281 | 0:56,596 | 0:20,033 | 0:19,239 | 0:17,324 |
| Runde 3 | 0:56,818 | 0:20,223 | 0:19,191 | 0:17,404 | 0:57,116 | 0:20,375 | 0:19,332 | 0:17,409 | 0:57,704 | 0:20,668 | 0:19,523 | 0:17,513 | 0:56,677 | 0:20,040 | 0:19,271 | 0:17,366 | 0:58,829 | 0:20,179 | 0:21,098 | 0:17,552 |
| Runde 4 | 0:56,488 | 0:19,894 | 0:19,113 | 0:17,481 | 0:57,246 | 0:20,388 | 0:19,415 | 0:17,443 | 0:56,996 | 0:20,020 | 0:19,450 | 0:17,526 | 0:56,972 | 0:20,463 | 0:19,103 | 0:17,406 | 0:56,501 | 0:19,746 | 0:19,339 | 0:17,416 |
| Runde 5 | 0:56,617 | 0:20,098 | 0:19,244 | 0:17,275 | 0:57,037 | 0:20,725 | 0:19,088 | 0:17,224 | 0:56,600 | 0:19,884 | 0:19,243 | 0:17,473 | 0:56,482 | 0:20,143 | 0:19,186 | 0:17,153 | 0:56,761 | 0:19,922 | 0:19,481 | 0:17,358 |
| Runde 6 | 0:57,428 | 0:20,665 | 0:19,312 | 0:17,451 | 0:56,382 | 0:19,972 | 0:19,202 | 0:17,208 | 0:57,137 | 0:20,478 | 0:19,283 | 0:17,376 | 2:45,665 | 2:08,125 | 0:19,301 | 0:18,239 | 3:07,936 | 2:31,042 | 0:19,081 | 0:17,813 |
| Runde 7 | 0:56,862 | 0:20,285 | 0:19,203 | 0:17,374 | 0:56,306 | 0:19,912 | 0:19,130 | 0:17,264 | 0:56,380 | 0:19,874 | 0:19,215 | 0:17,291 | 0:56,534 | 0:19,948 | 0:19,226 | 0:17,360 | 1:01,076 | 0:19,805 | 0:23,965 | |
| Runde 8 | 0:56,819 | 0:20,027 | 0:19,238 | 0:17,554 | 0:56,481 | 0:19,995 | 0:19,049 | 0:17,437 | 0:56,624 | 0:19,833 | 0:19,389 | 0:17,402 | 0:56,605 | 0:20,188 | 0:19,190 | | | | | |
| Runde 9 | 0:56,304 | 0:19,894 | 0:19,031 | 0:17,379 | 0:56,367 | 0:19,995 | 0:19,057 | 0:17,315 | 0:56,675 | 0:19,905 | 0:19,360 | 0:17,410 | | | | | | | | |
| Runde 10 | 0:57,461 | 0:20,649 | 0:19,184 | | 0:56,442 | 0:20,023 | 0:19,055 | | 0:56,973 | 0:19,981 | 0:19,296 | | | | | | | | | |

Rotax Max Challenge Grand Finals 2013 New Orleans (USA) 13.-16. November 2013

Non Qualifying Practice 4 Senior even Numbers

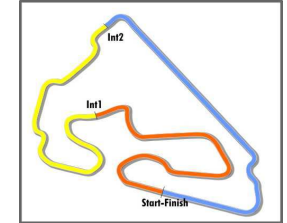


| Die schnellsten Zeiten | | | | |
|------------------------|----------------------|----------|------------|------------|
| Ort | Nr. Fahrername | Zeit | Streckenl. | Ø Speed |
| Ziel | 210 Eastwood,Charlie | 0:55,637 | 1460 m | 94,5 km/h |
| Sektion 1 | 210 Eastwood,Charlie | 0:19,652 | 490 m | 89,8 km/h |
| Sektion 2 | 210 Eastwood,Charlie | 0:18,796 | 490 m | 93,8 km/h |
| Sektion 3 | 274 Neri,Nick | 0:17,051 | 480 m | 101,3 km/h |

| | theoretisch mögliche Bestzeit 0:56,227 Strn.244 Psajd,Vid Slovenia AKK Sportstil | | | | theoretisch mögliche Bestzeit 0:56,369 Strn.270 Mahadik,Krishnaraaj India Meco Racing | | | | theoretisch mögliche Bestzeit 0:56,311 Strn.264 Valenza,Philippe United Arab Emirates Al Ain Raceway | | | | theoretisch mögliche Bestzeit 0:56,483 Strn.212 Bielecki,Kacper Poland Mariusz Bielecki | | | | theoretisch mögliche Bestzeit 0:56,507 Strn.276 Palmer,Andrew United States of America Maxspeed Group | | | |
|----------|---|-----------|-----------|-----------|--|-----------|-----------|-----------|---|-----------|-----------|-----------|--|-----------|-----------|-----------|--|-----------|-----------|-----------|
| | Ziel | Sektion 1 | Sektion 2 | Sektion 3 | Ziel | Sektion 1 | Sektion 2 | Sektion 3 | Ziel | Sektion 1 | Sektion 2 | Sektion 3 | Ziel | Sektion 1 | Sektion 2 | Sektion 3 | Ziel | Sektion 1 | Sektion 2 | Sektion 3 |
| | 0:56,505 | 0:19,905 | 0:19,119 | 0:17,203 | 0:56,506 | 0:20,052 | 0:19,094 | 0:17,223 | 0:56,549 | 0:19,918 | 0:19,113 | 0:17,280 | 0:56,552 | 0:20,023 | 0:19,133 | 0:17,327 | 0:56,559 | 0:20,116 | 0:19,091 | 0:17,300 |
| Runde 1 | 0:58,604 | 0:21,117 | 0:19,736 | 0:17,751 | 1:02,059 | 0:23,092 | 0:20,988 | 0:17,979 | 1:01,345 | 0:22,504 | 0:20,269 | 0:18,572 | 0:59,136 | 0:21,219 | 0:19,863 | 0:18,054 | 0:59,813 | 0:21,051 | 0:20,343 | 0:18,419 |
| Runde 2 | 0:57,507 | 0:20,116 | 0:19,751 | 0:17,640 | 0:57,631 | 0:20,769 | 0:19,461 | 0:17,401 | 0:58,391 | 0:20,976 | 0:19,699 | 0:17,716 | 0:58,059 | 0:20,317 | 0:19,873 | 0:17,869 | 0:57,383 | 0:20,647 | 0:19,297 | 0:17,439 |
| Runde 3 | 0:57,385 | 0:20,246 | 0:19,668 | 0:17,471 | 0:57,011 | 0:20,309 | 0:19,266 | 0:17,436 | 0:57,776 | 0:20,247 | 0:20,047 | 0:17,482 | 3:01,741 | 2:24,769 | 0:19,280 | 0:17,692 | 0:56,867 | 0:20,139 | 0:19,295 | 0:17,433 |
| Runde 4 | 0:57,291 | 0:20,217 | 0:19,470 | 0:17,604 | 0:56,817 | 0:20,345 | 0:19,232 | 0:17,240 | 0:57,651 | 0:20,357 | 0:19,827 | 0:17,467 | 0:56,832 | 0:20,081 | 0:19,320 | 0:17,431 | 0:56,559 | 0:20,168 | 0:19,091 | 0:17,300 |
| Runde 5 | 0:56,707 | 0:20,021 | 0:19,293 | 0:17,393 | 1:01,574 | 0:20,085 | 0:20,258 | 0:21,231 | 0:56,569 | 0:20,011 | 0:19,183 | 0:17,375 | 0:56,552 | 0:20,023 | 0:19,148 | 0:17,381 | 0:57,241 | 0:20,122 | 0:19,516 | 0:17,603 |
| Runde 6 | 0:57,016 | 0:20,499 | 0:19,119 | 0:17,398 | 0:58,650 | 0:21,847 | 0:19,527 | 0:17,276 | 0:56,684 | 0:20,291 | 0:19,113 | 0:17,280 | 0:56,661 | 0:20,201 | 0:19,133 | 0:17,327 | 0:57,372 | 0:20,616 | 0:19,317 | 0:17,439 |
| Runde 7 | 0:57,436 | 0:20,587 | 0:19,425 | 0:17,424 | 0:56,518 | 0:20,164 | 0:19,131 | 0:17,223 | 0:56,988 | 0:20,255 | 0:19,333 | 0:17,400 | 0:56,884 | 0:20,064 | 0:19,357 | | 0:56,791 | 0:20,116 | 0:19,302 | |
| Runde 8 | 0:57,195 | 0:20,220 | 0:19,319 | 0:17,656 | 0:56,506 | 0:20,052 | 0:19,169 | 0:17,285 | 0:56,920 | 0:20,211 | 0:19,260 | 0:17,449 | | | | | | 2:24,782 | 1:44,700 | |
| Runde 9 | 0:56,505 | 0:20,017 | 0:19,285 | 0:17,203 | 0:56,533 | 0:20,219 | 0:19,120 | | 0:56,549 | 0:19,920 | 0:19,299 | 0:17,330 | | | | | | | | |
| Runde 10 | 0:57,030 | 0:19,905 | 0:19,674 | | | 0:21,695 | 0:19,094 | | 0:56,704 | 0:19,918 | 0:19,256 | | | | | | | | | |

Rotax Max Challenge Grand Finals 2013 New Orleans (USA) 13.-16. November 2013

Non Qualifying Practice 4 Senior even Numbers

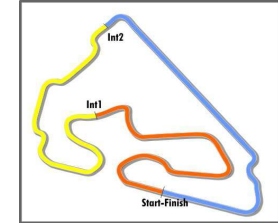


| Die schnellsten Zeiten | | | | |
|------------------------|----------------------|----------|------------|------------|
| Ort | Nr. Fahrername | Zeit | Streckenl. | Ø Speed |
| Ziel | 210 Eastwood,Charlie | 0:55,637 | 1460 m | 94,5 km/h |
| Sektion 1 | 210 Eastwood,Charlie | 0:19,652 | 490 m | 89,8 km/h |
| Sektion 2 | 210 Eastwood,Charlie | 0:18,796 | 490 m | 93,8 km/h |
| Sektion 3 | 274 Neri,Nick | 0:17,051 | 480 m | 101,3 km/h |

| | theoretisch mögliche Bestzeit 0:56,397 Stnr.254 Gonzalez,Marc Spain Binakart | | | | theoretisch mögliche Bestzeit 0:56,396 Stnr.232 Bedard,Olivier Canada SRA Karting International inc | | | | theoretisch mögliche Bestzeit 0:56,554 Stnr.216 Serenko,Alexander Russia Aviagamma Ltd | | | | theoretisch mögliche Bestzeit 0:56,706 Stnr.224 Alves,Yuri Brazil Team Brasil | | | | theoretisch mögliche Bestzeit 0:56,334 Stnr.220 Claman-Demelo,Zachary Canada SRA Karting International inc | | | |
|----------|---|-----------|-----------|-----------|--|-----------|-----------|-----------|---|-----------|-----------|-----------|--|-----------|-----------|-----------|---|-----------|-----------|-----------|
| | Ziel | Sektion 1 | Sektion 2 | Sektion 3 | Ziel | Sektion 1 | Sektion 2 | Sektion 3 | Ziel | Sektion 1 | Sektion 2 | Sektion 3 | Ziel | Sektion 1 | Sektion 2 | Sektion 3 | Ziel | Sektion 1 | Sektion 2 | Sektion 3 |
| | 0:56,586 | 0:19,946 | 0:19,073 | 0:17,378 | 0:56,609 | 0:20,128 | 0:19,130 | 0:17,138 | 0:56,661 | 0:20,001 | 0:19,136 | 0:17,417 | 0:56,706 | 0:20,040 | 0:19,269 | 0:17,397 | 0:56,804 | 0:20,205 | 0:18,961 | 0:17,168 |
| Runde 1 | 0:59,191 | 0:21,860 | 0:19,677 | 0:17,654 | 0:59,977 | 0:22,603 | 0:19,859 | 0:17,515 | 0:58,963 | 0:21,619 | 0:19,653 | 0:17,691 | 1:00,553 | 0:22,094 | 0:20,421 | 0:18,038 | 0:59,162 | 0:21,916 | 0:19,552 | 0:17,694 |
| Runde 2 | 0:58,298 | 0:20,946 | 0:19,669 | 0:17,683 | 0:57,456 | 0:20,594 | 0:19,588 | 0:17,274 | 0:57,259 | 0:20,335 | 0:19,329 | 0:17,595 | 0:59,294 | 0:21,314 | 0:19,967 | 0:18,013 | 0:59,237 | 0:21,665 | 0:19,645 | 0:17,927 |
| Runde 3 | 0:57,293 | 0:20,593 | 0:19,261 | 0:17,439 | 0:56,736 | 0:20,128 | 0:19,317 | 0:17,291 | 0:57,028 | 0:20,259 | 0:19,270 | 0:17,499 | 0:58,022 | 0:20,299 | 0:19,825 | 0:17,898 | 0:59,368 | 0:22,430 | 0:19,156 | 0:17,782 |
| Runde 4 | 0:57,796 | 0:20,356 | 0:19,980 | 0:17,460 | 2:17,282 | 1:40,858 | 0:19,130 | 0:17,294 | 0:56,936 | 0:20,215 | 0:19,152 | 0:17,569 | 0:58,793 | 0:20,424 | 0:20,303 | 0:18,066 | 0:57,478 | 0:21,170 | 0:18,961 | 0:17,347 |
| Runde 5 | 0:58,716 | 0:20,502 | 0:20,054 | 0:18,160 | 0:56,609 | 0:20,133 | 0:19,268 | 0:17,208 | 0:56,717 | 0:20,126 | 0:19,141 | 0:17,450 | 0:58,049 | 0:20,224 | 0:19,529 | 0:18,296 | 0:57,386 | 0:20,727 | 0:19,491 | 0:17,168 |
| Runde 6 | 0:57,260 | 0:20,309 | 0:19,480 | 0:17,471 | 0:57,155 | 0:20,747 | 0:19,270 | 0:17,138 | 0:57,144 | 0:20,199 | 0:19,227 | 0:17,718 | 0:56,706 | 0:20,040 | 0:19,269 | 0:17,397 | 0:57,967 | 0:21,149 | 0:19,248 | 0:17,570 |
| Runde 7 | 0:57,112 | 0:20,487 | 0:19,247 | 0:17,378 | 0:56,699 | 0:20,160 | 0:19,232 | 0:17,307 | 0:56,661 | 0:20,094 | 0:19,136 | 0:17,431 | 0:57,231 | 0:20,080 | 0:19,404 | 0:17,747 | 0:56,804 | 0:20,205 | 0:19,142 | 0:17,457 |
| Runde 8 | 0:57,981 | 0:20,945 | 0:19,532 | 0:17,504 | 0:56,758 | 0:20,365 | 0:19,174 | | 0:57,311 | 0:20,372 | 0:19,242 | 0:17,697 | 0:57,547 | 0:20,156 | 0:19,701 | 0:17,690 | 0:57,657 | 0:20,949 | 0:19,198 | |
| Runde 9 | 0:56,586 | 0:20,025 | 0:19,073 | | | | | 0:56,890 | 0:20,300 | 0:19,173 | 0:17,417 | 0:57,406 | 0:20,237 | 0:19,453 | 0:17,716 | 0:20,949 | 0:20,092 | | | |
| Runde 10 | | 0:19,946 | 0:19,210 | | | | | 0:56,980 | 0:20,001 | 0:19,445 | | 0:57,724 | 0:20,232 | 0:19,387 | | | | | | |

Rotax Max Challenge Grand Finals 2013 New Orleans (USA) 13.-16. November 2013

Non Qualifying Practice 4 Senior even Numbers



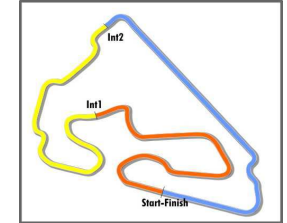
| Die schnellsten Zeiten | | | | |
|------------------------|----------------------|----------|------------|------------|
| Ort | Nr. Fahrername | Zeit | Streckenl. | Ø Speed |
| Ziel | 210 Eastwood,Charlie | 0:55,637 | 1460 m | 94,5 km/h |
| Sektion 1 | 210 Eastwood,Charlie | 0:19,652 | 490 m | 89,8 km/h |
| Sektion 2 | 210 Eastwood,Charlie | 0:18,796 | 490 m | 93,8 km/h |
| Sektion 3 | 274 Neri,Nick | 0:17,051 | 480 m | 101,3 km/h |

| | theoretisch mögliche Bestzeit 0:56,520 Stnr.228 Ang,Gilbert Malaysia KRS Motorsports | | | | theoretisch mögliche Bestzeit 0:56,383 Stnr.238 Mohd Noor,Syazwan Malaysia KRS Motorsports | | | | theoretisch mögliche Bestzeit 0:56,833 Stnr.256 Pozzoli,Xavier France Team France | | | | theoretisch mögliche Bestzeit 0:56,953 Stnr.214 Tyurina,Anastasiya Russia Aviagamma Ltd | | | | theoretisch mögliche Bestzeit 0:56,858 Stnr.262 Posch,Pascal Switzerland Kart-Club Oerlikon | | | |
|----------|---|-----------|-----------|-----------|---|-----------|-----------|-----------|--|-----------|-----------|-----------|--|-----------|-----------|-----------|--|-----------|-----------|-----------|
| | Ziel | Sektion 1 | Sektion 2 | Sektion 3 | Ziel | Sektion 1 | Sektion 2 | Sektion 3 | Ziel | Sektion 1 | Sektion 2 | Sektion 3 | Ziel | Sektion 1 | Sektion 2 | Sektion 3 | Ziel | Sektion 1 | Sektion 2 | Sektion 3 |
| | 0:56,817 | 0:20,174 | 0:18,977 | 0:17,369 | 0:56,840 | 0:19,978 | 0:19,151 | 0:17,254 | 0:56,923 | 0:19,931 | 0:19,273 | 0:17,629 | 0:57,068 | 0:19,995 | 0:19,494 | 0:17,464 | 0:57,209 | 0:20,177 | 0:19,236 | 0:17,445 |
| Runde 1 | 0:59,239 | 0:21,675 | 0:19,601 | 0:17,963 | 0:59,511 | 0:22,067 | 0:19,859 | 0:17,585 | 0:59,865 | 0:21,986 | 0:19,873 | 0:18,006 | 0:59,080 | 0:21,197 | 0:19,904 | 0:17,979 | 0:59,859 | 0:21,996 | 0:19,983 | 0:17,880 |
| Runde 2 | 0:59,117 | 0:20,695 | 0:19,986 | 0:18,436 | 0:58,815 | 0:20,824 | 0:19,740 | 0:18,251 | 0:58,643 | 0:20,370 | 0:19,765 | 0:18,508 | 0:58,495 | 0:20,777 | 0:19,808 | 0:17,910 | 0:58,698 | 0:20,674 | 0:20,389 | 0:17,635 |
| Runde 3 | 0:57,317 | 0:20,683 | 0:19,092 | 0:17,542 | 0:58,420 | 0:21,136 | 0:19,225 | 0:18,059 | 0:57,712 | 0:20,317 | 0:19,543 | 0:17,852 | 0:58,046 | 0:20,600 | 0:19,749 | 0:17,697 | 0:58,397 | 0:21,319 | 0:19,236 | 0:17,842 |
| Runde 4 | 0:56,965 | 0:20,459 | 0:19,137 | 0:17,369 | 0:56,963 | 0:20,175 | 0:19,382 | 0:17,406 | 0:57,653 | 0:20,176 | 0:19,598 | 0:17,879 | 0:58,138 | 0:20,845 | 0:19,698 | 0:17,595 | 0:57,209 | 0:20,489 | 0:19,275 | 0:17,445 |
| Runde 5 | 0:58,038 | 0:20,314 | 0:20,188 | 0:17,536 | 0:57,838 | 0:20,453 | 0:20,131 | 0:17,254 | 0:57,267 | 0:19,990 | 0:19,569 | 0:17,708 | 0:57,068 | 0:20,110 | 0:19,494 | 0:17,464 | 0:59,545 | 0:20,398 | 0:20,133 | 0:19,014 |
| Runde 6 | 0:57,037 | 0:20,339 | 0:19,223 | 0:17,475 | 0:56,840 | 0:20,239 | 0:19,151 | 0:17,450 | 0:56,923 | 0:19,931 | 0:19,363 | 0:17,629 | 0:57,382 | 0:20,185 | 0:19,552 | 0:17,645 | 0:57,473 | 0:20,177 | 0:19,436 | 0:17,860 |
| Runde 7 | 0:56,817 | 0:20,174 | 0:18,977 | | 0:57,956 | 0:19,978 | 0:19,237 | 0:18,741 | 3:03,664 | 2:26,746 | 0:19,273 | | 0:57,378 | 0:20,134 | 0:19,665 | 0:17,579 | 0:58,025 | 0:21,047 | 0:19,605 | |
| Runde 8 | | 0:20,427 | 0:19,246 | | 0:58,855 | 0:22,002 | 0:19,501 | 0:17,352 | | | | | 0:57,493 | 0:20,164 | 0:19,684 | 0:17,645 | | 2:13,967 | 1:34,351 | |
| Runde 9 | | | | | 0:57,102 | 0:20,415 | 0:19,330 | 0:17,357 | | | | | 0:57,147 | 0:20,000 | 0:19,614 | 0:17,533 | | | | |
| Runde 10 | | | | | 0:58,027 | 0:20,014 | 0:20,123 | | | | | | 0:57,068 | 0:19,995 | 0:19,497 | | | | | |

Rotax Max Challenge Grand Finals 2013 New Orleans (USA) 13.-16. November 2013 Non Qualifying Practice 4 Senior even Numbers



| Die schnellsten Zeiten | | | | |
|------------------------|----------------------|----------|------------|------------|
| Ort | Nr. Fahrername | Zeit | Streckenl. | Ø Speed |
| Ziel | 210 Eastwood,Charlie | 0:55,637 | 1460 m | 94,5 km/h |
| Sektion 1 | 210 Eastwood,Charlie | 0:19,652 | 490 m | 89,8 km/h |
| Sektion 2 | 210 Eastwood,Charlie | 0:18,796 | 490 m | 93,8 km/h |
| Sektion 3 | 274 Neri,Nick | 0:17,051 | 480 m | 101,3 km/h |



| | theoretisch mögliche Bestzeit 0:57,415 Strn.226 Noor,Senna Indonesia KRS Motorsports | | | | | | | | | | | | | | | | | | | | |
|---------|---|-----------|-----------|-----------|------|-----------|-----------|-----------|------|-----------|-----------|-----------|------|-----------|-----------|-----------|------|-----------|-----------|-----------|--|
| | Ziel | Sektion 1 | Sektion 2 | Sektion 3 | Ziel | Sektion 1 | Sektion 2 | Sektion 3 | Ziel | Sektion 1 | Sektion 2 | Sektion 3 | Ziel | Sektion 1 | Sektion 2 | Sektion 3 | Ziel | Sektion 1 | Sektion 2 | Sektion 3 | |
| | 0:57,572 | 0:20,411 | 0:19,418 | 0:17,586 | | | | | | | | | | | | | | | | | |
| Runde 1 | 0:59,353 | 0:21,866 | 0:19,667 | 0:17,820 | | | | | | | | | | | | | | | | | |
| Runde 2 | 0:57,978 | 0:20,659 | 0:19,631 | 0:17,688 | | | | | | | | | | | | | | | | | |
| Runde 3 | 2:54,636 | 2:17,632 | 0:19,418 | 0:17,586 | | | | | | | | | | | | | | | | | |
| Runde 4 | 0:57,572 | 0:20,411 | 0:19,568 | 0:17,593 | | | | | | | | | | | | | | | | | |
| Runde 5 | 3:40,849 | 3:03,333 | 0:19,471 | | | | | | | | | | | | | | | | | | |
| Runde 6 | | | | | | | | | | | | | | | | | | | | | |

Rotax Max Challenge Grand Finals 2013 New Orleans (USA) 13.-16. November 2013

Non Qualifying Practice 4 Senior even Numbers



| Ziel | | Sektion 1 | | Sektion 2 | | Sektion 3 | |
|------------------------------|----------|---------------------------|----------|---------------------------|----------|---------------------------|----------|
| Fahrername | Zeit | Fahrername | Zeit | Fahrername | Zeit | Fahrername | Zeit |
| 1 210 Eastwood,Charlie | 0:55,637 | 210 Eastwood,Charlie | 0:19,652 | 210 Eastwood,Charlie | 0:18,796 | 274 Neri,Nick | 0:17,051 |
| 2 258 Cousin,Jules | 0:55,771 | 236 Borlido,Bruno | 0:19,746 | 266 Brand,Edward | 0:18,808 | 230 Bezel,Petr | 0:17,055 |
| 3 230 Bezel,Petr | 0:55,794 | 258 Cousin,Jules | 0:19,758 | 258 Cousin,Jules | 0:18,818 | 210 Eastwood,Charlie | 0:17,085 |
| 4 240 Vitar,Jorge Arturo | 0:55,888 | 240 Vitar,Jorge Arturo | 0:19,768 | 230 Bezel,Petr | 0:18,826 | 266 Brand,Edward | 0:17,103 |
| 5 266 Brand,Edward | 0:55,905 | 234 Forman,Jiri | 0:19,797 | 272 Askew,Oliver | 0:18,847 | 258 Cousin,Jules | 0:17,118 |
| 6 274 Neri,Nick | 0:55,926 | 250 Ferencz,Mark | 0:19,800 | 240 Vitar,Jorge Arturo | 0:18,860 | 232 Bedard,Olivier | 0:17,138 |
| 7 250 Ferencz,Mark | 0:55,973 | 248 Bryntesson,Thomas | 0:19,816 | 278 Aitken,Max | 0:18,886 | 260 Arscott,Phillip | 0:17,149 |
| 8 260 Arscott,Phillip | 0:55,977 | 222 Magnusson,Jesper | 0:19,823 | 222 Magnusson,Jesper | 0:18,912 | 268 Sherlock,William | 0:17,153 |
| 9 222 Magnusson,Jesper | 0:56,010 | 274 Neri,Nick | 0:19,831 | 248 Bryntesson,Thomas | 0:18,939 | 220 Claman-Demelo,Zachary | 0:17,168 |
| 10 272 Askew,Oliver | 0:56,084 | 260 Arscott,Phillip | 0:19,832 | 252 Rochford,Daniel | 0:18,950 | 250 Ferencz,Mark | 0:17,169 |
| 11 278 Aitken,Max | 0:56,114 | 280 Alvarez,Johann | 0:19,833 | 220 Claman-Demelo,Zachary | 0:18,961 | 222 Magnusson,Jesper | 0:17,180 |
| 12 252 Rochford,Daniel | 0:56,114 | 242 Kivi,Kairo | 0:19,838 | 274 Neri,Nick | 0:18,970 | 252 Rochford,Daniel | 0:17,190 |
| 13 234 Forman,Jiri | 0:56,133 | 230 Bezel,Petr | 0:19,847 | 250 Ferencz,Mark | 0:18,976 | 248 Bryntesson,Thomas | 0:17,196 |
| 14 248 Bryntesson,Thomas | 0:56,192 | 252 Rochford,Daniel | 0:19,852 | 228 Ang,Gilbert | 0:18,977 | 244 Psajd,Vid | 0:17,203 |
| 15 242 Kivi,Kairo | 0:56,275 | 266 Brand,Edward | 0:19,886 | 260 Arscott,Phillip | 0:18,996 | 240 Vitar,Jorge Arturo | 0:17,207 |
| 16 246 Hongli,Ye | 0:56,304 | 246 Hongli,Ye | 0:19,894 | 234 Forman,Jiri | 0:19,025 | 218 Parkins,Nathan | 0:17,208 |
| 17 218 Parkins,Nathan | 0:56,306 | 278 Aitken,Max | 0:19,896 | 246 Hongli,Ye | 0:19,031 | 270 Mahadik,Krishnaraaj | 0:17,223 |
| 18 280 Alvarez,Johann | 0:56,380 | 272 Askew,Oliver | 0:19,904 | 218 Parkins,Nathan | 0:19,049 | 246 Hongli,Ye | 0:17,230 |
| 19 268 Sherlock,William | 0:56,482 | 244 Psajd,Vid | 0:19,905 | 254 Gonzalez,Marc | 0:19,073 | 242 Kivi,Kairo | 0:17,234 |
| 20 236 Borlido,Bruno | 0:56,501 | 218 Parkins,Nathan | 0:19,912 | 236 Borlido,Bruno | 0:19,081 | 278 Aitken,Max | 0:17,236 |
| 21 244 Psajd,Vid | 0:56,505 | 264 Valenza,Philippe | 0:19,918 | 276 Palmer,Andrew | 0:19,091 | 238 Mohd Noor,Syazwan | 0:17,254 |
| 22 270 Mahadik,Krishnaraaj | 0:56,506 | 256 Pozzoli,Xavier | 0:19,931 | 270 Mahadik,Krishnaraaj | 0:19,094 | 264 Valenza,Philippe | 0:17,280 |
| 23 264 Valenza,Philippe | 0:56,549 | 254 Gonzalez,Marc | 0:19,946 | 268 Sherlock,William | 0:19,103 | 234 Forman,Jiri | 0:17,282 |
| 24 212 Bielecki,Kacper | 0:56,552 | 268 Sherlock,William | 0:19,948 | 242 Kivi,Kairo | 0:19,113 | 280 Alvarez,Johann | 0:17,291 |
| 25 276 Palmer,Andrew | 0:56,559 | 238 Mohd Noor,Syazwan | 0:19,978 | 264 Valenza,Philippe | 0:19,113 | 276 Palmer,Andrew | 0:17,300 |
| 26 254 Gonzalez,Marc | 0:56,586 | 214 Tyurina,Anastasiya | 0:19,995 | 244 Psajd,Vid | 0:19,119 | 272 Askew,Oliver | 0:17,310 |
| 27 232 Bedard,Olivier | 0:56,609 | 216 Serenko,Alexander | 0:20,001 | 232 Bedard,Olivier | 0:19,130 | 236 Borlido,Bruno | 0:17,324 |
| 28 216 Serenko,Alexander | 0:56,661 | 212 Bielecki,Kacper | 0:20,023 | 212 Bielecki,Kacper | 0:19,133 | 212 Bielecki,Kacper | 0:17,327 |
| 29 224 Alves,Yuri | 0:56,706 | 224 Alves,Yuri | 0:20,040 | 216 Serenko,Alexander | 0:19,136 | 228 Ang,Gilbert | 0:17,369 |
| 30 220 Claman-Demelo,Zachary | 0:56,804 | 270 Mahadik,Krishnaraaj | 0:20,052 | 238 Mohd Noor,Syazwan | 0:19,151 | 254 Gonzalez,Marc | 0:17,378 |
| 31 228 Ang,Gilbert | 0:56,817 | 276 Palmer,Andrew | 0:20,116 | 280 Alvarez,Johann | 0:19,215 | 224 Alves,Yuri | 0:17,397 |
| 32 238 Mohd Noor,Syazwan | 0:56,840 | 232 Bedard,Olivier | 0:20,128 | 262 Posch,Pascal | 0:19,236 | 216 Serenko,Alexander | 0:17,417 |
| 33 256 Pozzoli,Xavier | 0:56,923 | 228 Ang,Gilbert | 0:20,174 | 224 Alves,Yuri | 0:19,269 | 262 Posch,Pascal | 0:17,445 |
| 34 214 Tyurina,Anastasiya | 0:57,068 | 262 Posch,Pascal | 0:20,177 | 256 Pozzoli,Xavier | 0:19,273 | 214 Tyurina,Anastasiya | 0:17,464 |
| 35 262 Posch,Pascal | 0:57,209 | 220 Claman-Demelo,Zachary | 0:20,205 | 226 Noor,Senna | 0:19,418 | 226 Noor,Senna | 0:17,586 |
| 36 226 Noor,Senna | 0:57,572 | 226 Noor,Senna | 0:20,411 | 214 Tyurina,Anastasiya | 0:19,494 | 256 Pozzoli,Xavier | 0:17,629 |