

Rotax Max Challenge Grand Finals 2013

New Orleans (USA) 13.-16. November 2013

Non Qualifying Practice 5 Senior even Numbers

Strecke / track: 1460m

started: 36 classified: 36 not classified: 0

Doc. 28

Pos	Nr.	Driver	Country	Entrant	tour laps	Differenz	Ecart gap	chrono fastest lap	tour in lap	Ø speed	
1	266	Brand	Edward	United Kingdom	Intrepid Driver Program	10		0:55,205	7	95,2 km/h	
2	230	Bezel	Petr	Czech	MS Kart Racing Team s.r.o.	10	0:00,019	0:00,019	0:55,224	4	95,2 km/h
3	220	Claman-Demelo	Zachary	Canada	SKA Karting International inc	9	0:00,030	0:00,011	0:55,235	4	95,2 km/h
4	218	Parkins	Nathan	South Africa	Dan Holland Racing	10	0:00,173	0:00,143	0:55,378	9	94,9 km/h
5	210	Eastwood	Charlie	Ireland	Strawberry Racing	9	0:00,202	0:00,029	0:55,407	9	94,9 km/h
6	258	Cousin	Jules	France	Team France	10	0:00,277	0:00,075	0:55,482	10	94,7 km/h
7	250	Ferencz	Mark	Hungary	MGSZ	10	0:00,288	0:00,011	0:55,493	9	94,7 km/h
8	240	Vitar	Jorge Arturo	Argentina	Gonzalo Alenaz	10	0:00,348	0:00,060	0:55,553	9	94,6 km/h
9	212	Bielecki	Kacper	Poland	Mariusz Bielecki	10	0:00,352	0:00,004	0:55,557	4	94,6 km/h
10	278	Aitken	Max	United Kingdom	Strawberry Racing	10	0:00,361	0:00,009	0:55,566	3	94,6 km/h
11	274	Neri	Nick	United States of America	Maxspeed Group	10	0:00,363	0:00,002	0:55,568	4	94,6 km/h
12	222	Magnusson	Jesper	Sweden	Radne Motor AB	8	0:00,369	0:00,006	0:55,574	4	94,6 km/h
13	272	Askew	Oliver	United States of America	Maxspeed Group	10	0:00,394	0:00,025	0:55,599	10	94,5 km/h
14	260	Arscott	Phillip	United States of America	Maxspeed Group	7	0:00,474	0:00,080	0:55,679	5	94,4 km/h
15	234	Forman	Jiri	Czech	MS Kart Racing Team s.r.o.	10	0:00,491	0:00,017	0:55,696	10	94,4 km/h
16	276	Palmer	Andrew	United States of America	Maxspeed Group	8	0:00,499	0:00,008	0:55,704	7	94,4 km/h
17	256	Pozzoli	Xavier	France	Team France	10	0:00,544	0:00,045	0:55,749	10	94,3 km/h
18	252	Rochford	Daniel	Australia	Int. Karting Distributor	7	0:00,549	0:00,005	0:55,754	5	94,3 km/h
19	248	Bryntesson	Thomas	Norway	Stefan Bryntesson	10	0:00,560	0:00,011	0:55,765	7	94,3 km/h
20	236	Borlido	Bruno	Portugal	Cabo Do Mundo Kart Team	10	0:00,591	0:00,031	0:55,796	9	94,2 km/h
21	246	Hongli	Ye	China	KRS Motorsports	10	0:00,619	0:00,028	0:55,824	9	94,2 km/h
22	280	Alvarez	Johann	Colombia	Deportes a Motor	9	0:00,680	0:00,061	0:55,885	5	94,1 km/h
23	232	Bedard	Olivier	Canada	SKA Karting International inc	9	0:00,694	0:00,014	0:55,899	6	94,0 km/h
24	268	Sherlock	William	Ireland	Michael Doherty	10	0:00,797	0:00,103	0:56,002	5	93,9 km/h
25	264	Valenza	Philippe	United Arab Emirates	Al Ain Raceway	9	0:00,799	0:00,002	0:56,004	8	93,9 km/h
26	242	Kivi	Kairo	Estonia	AGS Racing	10	0:00,811	0:00,012	0:56,016	7	93,8 km/h
27	270	Mahadik	Krishnaraaj	India	Meco Racing	8	0:00,824	0:00,013	0:56,029	7	93,8 km/h
28	244	Psjaj	Vid	Slovenia	AKK Sportstil	10	0:00,841	0:00,017	0:56,046	9	93,8 km/h
29	238	Mohd Noor	Syazwan	Malaysia	KRS Motorsports	9	0:00,892	0:00,051	0:56,097	3	93,7 km/h
30	216	Serenko	Alexander	Russia	Aviagamma Ltd	10	0:00,896	0:00,004	0:56,101	10	93,7 km/h
31	262	Posch	Pascal	Switzerland	Kart-Club Oerlikon	9	0:01,043	0:00,147	0:56,248	7	93,4 km/h
32	254	Gonzalez	Marc	Spain	Binakart	9	0:01,088	0:00,045	0:56,293	8	93,4 km/h
33	228	Ang	Gilbert	Malaysia	KRS Motorsports	9	0:01,277	0:00,189	0:56,482	7	93,1 km/h
34	224	Alves	Yuri	Brazil	Team Brasil	8	0:01,616	0:00,339	0:56,821	7	92,5 km/h
35	214	Tyurina	Anastasiya	Russia	Aviagamma Ltd	10	0:01,710	0:00,094	0:56,915	4	92,3 km/h
36	226	Noor	Senna	Indonesia	KRS Motorsports	7	0:01,779	0:00,069	0:56,984	5	92,2 km/h

Clerk of the Course: R. Brito / T.van der Burgt / T.Lainer / Ch.Egger Race director: Nigel Edwards

Stewards: Richard Norbury / Taylon Jocelyn / Norman Jennings

Scrutineer: Paul Klaassen / Garry Walker / Brian Campbell / Roel Keuen / Kevin Hodge / Minhat Hasnizam

Time Keeping: KART-DATA timing service Franz Schieszler / Martin Summerer



ACCUS



Rotax Max Challenge Grand Finals 2013

New Orleans (USA) 13.-16. November 2013

Non Qualifying Practice 5 Senior even Numbers



LOUISIANA
Pick your Passion



Strecke / track: 1460 started: 36 classified: 36 not classified: 0

Fahrername Driver	Brand Edward	Bezel Petr	Claman-Demelo Zachary	Parkins Nathan	Eastwood Charlie	Cousin Jules	Ferencz Mark	Vitar JorgeArturo	Bielecki Kacper	Aitken Max	Neri Nick	Magnusson Jesper
schnellste Runde in Runde	0:55,205 Rn. 7	0:55,224 Rn. 4	0:55,235 Rn. 4	0:55,378 Rn. 9	0:55,407 Rn. 9	0:55,482 Rn. 10	0:55,493 Rn. 9	0:55,553 Rn. 9	0:55,557 Rn. 4	0:55,566 Rn. 3	0:55,568 Rn. 4	0:55,574 Rn. 4
Speed	95,2 km/h	95,2 km/h	95,2 km/h	94,9 km/h	94,9 km/h	94,7 km/h	94,7 km/h	94,6 km/h	94,6 km/h	94,6 km/h	94,6 km/h	94,6 km/h
Lap 1	0:56,398	0:56,412	0:56,555	0:57,183	0:57,427	0:56,544	0:57,483	0:57,001	0:57,824	0:56,363	0:57,751	0:56,728
Lap 2	0:55,951	0:55,667	0:55,667	0:55,936	1:01,885	0:56,142	0:55,978	0:56,249	0:56,460	0:55,722	0:55,752	0:55,722
Lap 3	0:55,671	0:56,323	0:56,240	0:55,618	0:56,039	0:56,395	0:55,741	0:56,087	0:56,301	0:55,566	0:55,849	0:55,761
Lap 4	0:55,415	0:55,224	0:55,235	0:56,632	0:56,900	0:55,575	0:55,618	0:55,978	0:55,557	0:56,162	0:55,568	0:55,574
Lap 5	0:55,542	0:56,390	0:55,539	0:55,653	0:55,656	0:55,671	0:55,754	0:55,904	0:55,645	0:55,622	0:55,781	0:57,012
Lap 6	0:55,588	0:55,363	0:55,529	0:55,832	0:55,527	0:55,678	0:56,255	0:55,935	0:56,143	0:55,990	0:56,269	0:55,835
Lap 7	0:55,205	0:55,446	0:55,457	0:57,184	0:57,294	0:57,575	0:56,334	1:04,596	0:55,819	0:55,814	0:55,704	0:55,716
Lap 8	0:55,457	0:55,476	0:55,706	0:56,257	1:00,783	0:55,805	0:55,740	0:56,460	0:56,559	0:55,672	0:56,331	0:55,819
Lap 9	0:55,767	0:55,693	0:56,422	0:55,378	0:55,407	1:01,152	0:55,493	0:55,553	0:56,012	0:55,834	0:55,736	
Lap 10	0:55,473	0:55,898		0:55,691		0:55,482	0:56,796	0:55,928	0:56,252	0:55,592	0:56,133	



ACCUS



Rotax Max Challenge Grand Finals 2013

New Orleans (USA) 13.-16. November 2013

Non Qualifying Practice 5 Senior even Numbers



LOUISIANA
Pick your Passion



Strecke / track: 1460 started: 36 classified: 36 not classified: 0

Fahrername Driver	Askew Oliver	Arcott Phillip	Forman Jiri	Palmer Andrew	Pozzoli Xavier	Rochford Daniel	Bryntesson Thomas	Borlido Bruno	Hongli Ye	Alvarez Johann	Bedard Olivier	Sherlock William
schnellste Runde in Runde	0:55,599 Rn. 10	0:55,679 Rn. 5	0:55,696 Rn. 10	0:55,704 Rn. 7	0:55,749 Rn. 10	0:55,754 Rn. 5	0:55,765 Rn. 7	0:55,796 Rn. 9	0:55,824 Rn. 9	0:55,885 Rn. 5	0:55,899 Rn. 6	0:56,002 Rn. 5
Speed	94,5 km/h	94,4 km/h	94,4 km/h	94,4 km/h	94,3 km/h	94,3 km/h	94,3 km/h	94,2 km/h	94,2 km/h	94,1 km/h	94,0 km/h	93,9 km/h
Lap 1	0:56,540	0:57,337	0:56,685	0:56,732	0:56,725	0:57,652	0:57,089	0:56,712	0:57,270	0:57,511	0:56,710	0:59,089
Lap 2	0:57,572	0:55,826	0:55,876	0:56,077	0:55,970	0:56,387	0:57,006	0:56,130	0:56,251	0:57,357	0:56,138	1:00,331
Lap 3	0:56,333	0:55,769	0:55,971	0:56,436	0:55,898	0:56,047	0:57,103	0:55,917	0:56,216	0:56,365	0:56,196	0:56,236
Lap 4	0:56,128	0:55,735	0:56,947	0:56,326	0:57,746	0:56,252	0:55,806	0:57,163	0:56,248	0:56,989	0:55,987	0:56,635
Lap 5	0:58,394	<u>0:55,679</u>	0:55,733	0:56,277	0:56,090	<u>0:55,754</u>	0:56,542	0:56,312	0:56,074	<u>0:55,885</u>	2:36,291	<u>0:56,002</u>
Lap 6	0:55,959	0:55,755	0:55,946	2:51,151	0:56,287	0:56,003	0:56,548	1:00,333	0:55,981	0:56,343	<u>0:55,899</u>	0:56,236
Lap 7	0:56,049	0:55,831	0:55,719	<u>0:55,704</u>	0:55,998	2:58,184	<u>0:55,765</u>	0:56,050	0:55,834	0:55,946	0:56,576	0:56,111
Lap 8	0:57,805		0:59,960	0:55,726	0:55,907		0:55,896	0:56,265	0:56,368	0:59,398	0:56,130	0:58,515
Lap 9	0:55,847		0:56,040		0:55,932		0:55,797	<u>0:55,796</u>	<u>0:55,824</u>	0:56,962	0:56,058	0:56,094
Lap 10	<u>0:55,599</u>		<u>0:55,696</u>		<u>0:55,749</u>		0:55,803	0:56,051	0:56,040			0:57,407



ACCUS



Rotax Max Challenge Grand Finals 2013

New Orleans (USA) 13.-16. November 2013

Non Qualifying Practice 5 Senior even Numbers



LOUISIANA
Pick your Passion

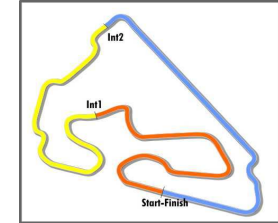


Strecke / track: 1460 started: 36 classified: 36 not classified: 0

Fahrername Driver	Valenza Philippe	Kivi Kairo	Mahadik Krishnaraaj	Psajd Vid	Mohd Noor Syazwan	Serenko Alexander	Posch Pascal	Gonzalez Marc	Ang Gilbert	Alves Yuri	Tyurina Anastasiya	Noor Senna
schnellste Runde in Runde	0:56,004 Rn. 8	0:56,016 Rn. 7	0:56,029 Rn. 7	0:56,046 Rn. 9	0:56,097 Rn. 3	0:56,101 Rn. 10	0:56,248 Rn. 7	0:56,293 Rn. 8	0:56,482 Rn. 7	0:56,821 Rn. 7	0:56,915 Rn. 4	0:56,984 Rn. 5
Speed	93,9 km/h	93,8 km/h	93,8 km/h	93,8 km/h	93,7 km/h	93,7 km/h	93,4 km/h	93,4 km/h	93,1 km/h	92,5 km/h	92,3 km/h	92,2 km/h
Lap 1	0:58,392	0:57,768	0:56,912	0:57,305	0:58,798	0:56,737	0:57,237	0:57,601	0:57,550	0:59,652	0:57,733	0:58,272
Lap 2	0:57,204	0:56,801	0:56,542	0:57,367	0:56,345	0:56,447	0:56,734	0:56,844	0:56,948	0:57,278	0:57,419	0:57,707
Lap 3	0:56,173	0:56,835	1:02,968	0:57,264	0:56,097	0:56,262	0:56,756	0:56,634	0:56,488	0:57,688	0:57,177	0:57,917
Lap 4	0:56,268	0:57,112	0:56,031	0:56,753	1:01,618	0:56,659	0:56,485	0:59,263	0:57,050	0:58,895	0:56,915	0:57,641
Lap 5	0:56,607	0:56,561	0:56,139	1:02,861	0:56,396	0:58,958	0:56,322	0:58,436	0:57,464	0:57,408	0:57,231	0:56,984
Lap 6	0:56,225	0:56,415	0:56,121	0:56,792	0:59,010	0:56,855	0:56,322	0:56,387	0:56,912	2:30,170	0:57,233	0:57,692
Lap 7	0:56,409	0:56,016	0:56,029	0:56,630	0:56,248	0:56,701	0:56,248	2:28,471	0:56,482	0:56,821	0:57,159	3:39,491
Lap 8	0:56,004	0:56,330	2:40,980	0:56,286	1:01,738	1:01,662	0:56,554	0:56,293	0:56,841	0:57,555	0:57,125	
Lap 9	0:56,199	0:56,113		0:56,046	0:56,237	1:03,662	0:56,290	0:56,338	1:01,738		0:56,916	
Lap 10		0:56,300		0:56,726		0:56,101					0:56,925	

Rotax Max Challenge Grand Finals 2013 New Orleans (USA) 13.-16. November 2013

Non Qualifying Practice 5 Senior even Numbers

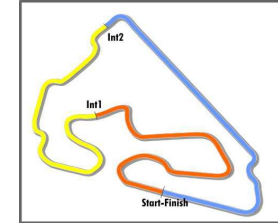


Die schnellsten Zeiten				
Ort	Nr. Fahrername	Zeit	Streckenl.	Ø Speed
Ziel	266 Brand,Edward	0:55,205	1460 m	95,2 km/h
Sektion 1	236 Borlido,Bruno	0:19,537	490 m	90,3 km/h
Sektion 2	266 Brand,Edward	0:18,566	490 m	95,0 km/h
Sektion 3	222 Magnusson,Jesper	0:16,823	480 m	102,7 km/h

	theoretisch mögliche Bestzeit 0:55,081 Strn.266 Brand,Edward United Kingdom Intrepid Driver Program				theoretisch mögliche Bestzeit 0:55,185 Strn.230 Bezel,Petr Czech MS Kart Racing Team s.r.o.				theoretisch mögliche Bestzeit 0:55,164 Strn.220 Claman-Demelo,Zachary Canada SRA Karting International inc				theoretisch mögliche Bestzeit 0:55,295 Strn.218 Parkins,Nathan South Africa Dan Holland Racing				theoretisch mögliche Bestzeit 0:55,458 Strn.210 Eastwood,Charlie Ireland Strawberry Racing			
	Ziel	Sektion 1	Sektion 2	Sektion 3	Ziel	Sektion 1	Sektion 2	Sektion 3	Ziel	Sektion 1	Sektion 2	Sektion 3	Ziel	Sektion 1	Sektion 2	Sektion 3	Ziel	Sektion 1	Sektion 2	Sektion 3
	0:55,205	0:19,571	0:18,566	0:16,944	0:55,224	0:19,604	0:18,680	0:16,901	0:55,235	0:19,583	0:18,729	0:16,852	0:55,378	0:19,543	0:18,736	0:17,016	0:55,407	0:19,555	0:18,788	0:17,115
Runde 1	0:56,398	0:20,298	0:18,910	0:17,190	0:56,412	0:20,173	0:18,958	0:17,281	0:56,555	0:20,009	0:19,143	0:17,403	0:57,183	0:20,542	0:19,279	0:17,362	0:57,427	0:20,649	0:19,131	0:17,647
Runde 2	0:55,951	0:19,665	0:19,315	0:16,971	0:55,667	0:19,839	0:18,850	0:16,978	0:55,667	0:19,773	0:18,864	0:17,030	0:55,936	0:19,867	0:18,896	0:17,173	1:01,885	0:25,026	0:19,621	0:17,238
Runde 3	0:55,671	0:19,836	0:18,793	0:17,042	0:56,323	0:20,264	0:19,094	0:16,965	0:56,240	0:20,245	0:19,117	0:16,878	0:55,618	0:19,656	0:18,877	0:17,085	0:56,039	0:19,683	0:18,828	0:17,528
Runde 4	0:55,415	0:19,690	0:18,781	0:16,944	0:55,224	0:19,621	0:18,702	0:16,901	0:55,235	0:19,634	0:18,749	0:16,852	0:56,632	0:19,590	0:19,573	0:17,469	0:56,900	0:20,245	0:19,350	0:17,305
Runde 5	0:55,542	0:19,674	0:18,876	0:16,992	0:56,390	0:20,134	0:19,195	0:17,061	0:55,539	0:19,924	0:18,729	0:16,886	0:55,653	0:19,702	0:18,935	0:17,016	0:55,656	0:19,618	0:18,827	0:17,211
Runde 6	0:55,588	0:19,825	0:18,684	0:17,079	0:55,363	0:19,604	0:18,691	0:17,068	0:55,529	0:19,718	0:18,939	0:16,872	0:55,832	0:19,543	0:19,267	0:17,022	0:55,527	0:19,575	0:18,837	0:17,115
Runde 7	0:55,205	0:19,571	0:18,638	0:16,996	0:55,446	0:19,607	0:18,840	0:16,999	0:55,457	0:19,583	0:18,802	0:17,072	0:57,184	0:20,041	0:19,457	0:17,686	0:57,294	0:19,675	0:18,788	0:18,831
Runde 8	0:55,457	0:19,751	0:18,683	0:17,023	0:55,476	0:19,635	0:18,680	0:17,161	0:55,706	0:19,801	0:18,820	0:17,085	0:56,257	0:20,104	0:18,892	0:17,261	1:00,783	0:19,555	0:18,918	0:22,310
Runde 9	0:55,767	0:19,838	0:18,687	0:17,242	0:55,693	0:19,745	0:18,748	0:17,200	0:56,422	0:20,697	0:18,779		0:55,378	0:19,596	0:18,736	0:17,046	0:55,407	0:19,585	0:18,822	
Runde 10	0:55,473	0:19,640	0:18,566		0:55,898	0:20,008	0:18,749			0:20,495	0:19,033		0:55,691	0:19,841	0:18,770			0:19,671	0:18,933	

Rotax Max Challenge Grand Finals 2013 New Orleans (USA) 13.-16. November 2013

Non Qualifying Practice 5 Senior even Numbers

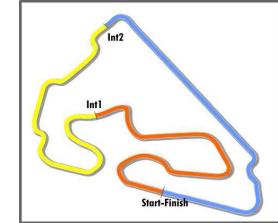


Die schnellsten Zeiten				
Ort	Nr. Fahrername	Zeit	Streckenl.	Ø Speed
Ziel	266 Brand,Edward	0:55,205	1460 m	95,2 km/h
Sektion 1	236 Borlido,Bruno	0:19,537	490 m	90,3 km/h
Sektion 2	266 Brand,Edward	0:18,566	490 m	95,0 km/h
Sektion 3	222 Magnusson,Jesper	0:16,823	480 m	102,7 km/h

	theoretisch mögliche Bestzeit 0:55,342 Stnr.258 Cousin,Jules France Team France				theoretisch mögliche Bestzeit 0:55,460 Stnr.250 Ferencz,Mark Hungary MGSZ				theoretisch mögliche Bestzeit 0:55,372 Stnr.240 Vitar,Jorge Arturo Argentina Gonzalo Alenaz				theoretisch mögliche Bestzeit 0:55,428 Stnr.212 Bielecki,Kacper Poland Mariusz Bielecki				theoretisch mögliche Bestzeit 0:55,316 Stnr.278 Aitken,Max United Kingdom Strawberry Racing			
	Ziel	Sektion 1	Sektion 2	Sektion 3	Ziel	Sektion 1	Sektion 2	Sektion 3	Ziel	Sektion 1	Sektion 2	Sektion 3	Ziel	Sektion 1	Sektion 2	Sektion 3	Ziel	Sektion 1	Sektion 2	Sektion 3
	0:55,482	0:19,620	0:18,628	0:17,094	0:55,493	0:19,725	0:18,779	0:16,956	0:55,553	0:19,687	0:18,658	0:17,027	0:55,557	0:19,618	0:18,808	0:17,002	0:55,566	0:19,633	0:18,813	0:16,870
Runde 1	0:56,544	0:20,259	0:19,012	0:17,273	0:57,483	0:20,731	0:19,583	0:17,169	0:57,001	0:20,636	0:19,104	0:17,261	0:57,824	0:20,656	0:19,495	0:17,673	0:56,363	0:20,154	0:19,023	0:17,186
Runde 2	0:56,142	0:20,047	0:18,999	0:17,096	0:55,978	0:19,770	0:18,922	0:17,286	0:56,249	0:19,913	0:19,153	0:17,183	0:56,460	0:20,107	0:19,341	0:17,012	0:55,722	0:19,829	0:18,813	0:17,080
Runde 3	0:56,395	0:19,849	0:19,424	0:17,122	0:55,741	0:19,794	0:18,980	0:16,967	0:56,087	0:19,986	0:18,907	0:17,194	0:56,301	0:20,300	0:18,918	0:17,083	0:55,566	0:19,731	0:18,896	0:16,939
Runde 4	0:55,575	0:19,678	0:18,803	0:17,094	0:55,618	0:19,735	0:18,782	0:17,101	0:55,978	0:19,900	0:18,926	0:17,152	0:55,557	0:19,618	0:18,900	0:17,039	0:56,162	0:19,649	0:19,468	0:17,045
Runde 5	0:55,671	0:19,705	0:18,742	0:17,224	0:55,754	0:19,774	0:18,946	0:17,034	0:55,904	0:19,799	0:18,832	0:17,273	0:55,645	0:19,749	0:18,894	0:17,002	0:55,622	0:19,730	0:19,022	0:16,870
Runde 6	0:55,678	0:19,629	0:18,847	0:17,202	0:56,255	0:19,922	0:19,047	0:17,286	0:55,935	0:19,830	0:18,879	0:17,226	0:56,143	0:19,710	0:19,148	0:17,285	0:55,990	0:19,633	0:19,355	0:17,002
Runde 7	0:57,575	0:21,827	0:18,628	0:17,120	0:56,334	0:19,738	0:19,611	0:16,985	1:04,596	0:19,860	0:19,054	0:25,682	0:55,819	0:19,674	0:19,097	0:17,048	0:55,814	0:19,753	0:18,978	0:17,083
Runde 8	0:55,805	0:19,863	0:18,720	0:17,222	0:55,740	0:19,786	0:18,779	0:17,175	0:56,460	0:20,595	0:18,704	0:17,161	0:56,559	0:19,773	0:18,862	0:17,924	0:55,672	0:19,916	0:18,868	0:16,888
Runde 9	1:01,152	0:24,754	0:19,251	0:17,147	0:55,493	0:19,725	0:18,812	0:16,956	0:55,553	0:19,868	0:18,658	0:17,027	0:56,012	0:19,713	0:19,146	0:17,153	0:55,834	0:19,667	0:19,225	0:16,942
Runde 10	0:55,482	0:19,620	0:18,786		0:56,796	0:20,126	0:19,545		0:55,928	0:19,687	0:18,709		0:56,252	0:20,190	0:18,808		0:55,592	0:19,700	0:18,914	

Rotax Max Challenge Grand Finals 2013 New Orleans (USA) 13.-16. November 2013

Non Qualifying Practice 5 Senior even Numbers

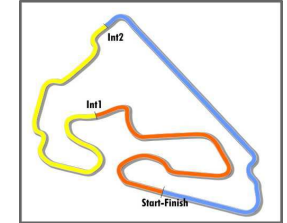


Die schnellsten Zeiten				
Ort	Nr. Fahrername	Zeit	Streckenl.	Ø Speed
Ziel	266 Brand,Edward	0:55,205	1460 m	95,2 km/h
Sektion 1	236 Borlido,Bruno	0:19,537	490 m	90,3 km/h
Sektion 2	266 Brand,Edward	0:18,566	490 m	95,0 km/h
Sektion 3	222 Magnusson,Jesper	0:16,823	480 m	102,7 km/h

	theoretisch mögliche Bestzeit 0:55,299 Stnr.274 Neri,Nick United States of America Maxspeed Group				theoretisch mögliche Bestzeit 0:55,222 Stnr.222 Magnusson,Jesper Sweden Radne Motor AB				theoretisch mögliche Bestzeit 0:55,558 Stnr.272 Askew,Oliver United States of America Maxspeed Group				theoretisch mögliche Bestzeit 0:55,646 Stnr.260 Arscott,Phillip United States of America Maxspeed Group				theoretisch mögliche Bestzeit 0:55,456 Stnr.234 Forman,Jiri Czech MS Kart Racing Team s.r.o.			
	Ziel	Sektion 1	Sektion 2	Sektion 3	Ziel	Sektion 1	Sektion 2	Sektion 3	Ziel	Sektion 1	Sektion 2	Sektion 3	Ziel	Sektion 1	Sektion 2	Sektion 3	Ziel	Sektion 1	Sektion 2	Sektion 3
	0:55,568	0:19,621	0:18,732	0:16,946	0:55,574	0:19,568	0:18,831	0:16,823	0:55,599	0:19,614	0:18,787	0:17,157	0:55,679	0:19,636	0:18,924	0:17,086	0:55,696	0:19,585	0:18,828	0:17,043
Runde 1	0:57,751	0:20,373	0:20,143	0:17,235	0:56,728	0:20,121	0:18,975	0:17,632	0:56,540	0:20,353	0:18,878	0:17,309	0:57,337	0:20,691	0:19,154	0:17,492	0:56,685	0:20,153	0:19,124	0:17,408
Runde 2	0:55,752	0:19,634	0:18,880	0:17,238	0:55,722	0:19,759	0:18,845	0:17,118	0:57,572	0:20,014	0:18,976	0:18,582	0:55,826	0:19,741	0:18,953	0:17,132	0:55,876	0:19,717	0:19,010	0:17,149
Runde 3	0:55,849	0:19,928	0:18,883	0:17,038	0:55,761	0:19,697	0:19,241	0:16,823	0:56,333	0:20,011	0:18,942	0:17,380	0:55,769	0:19,743	0:18,924	0:17,102	0:55,971	0:19,841	0:18,914	0:17,216
Runde 4	0:55,568	0:19,670	0:18,792	0:17,106	0:55,574	0:19,678	0:18,831	0:17,065	0:56,128	0:19,740	0:19,034	0:17,354	0:55,735	0:19,664	0:18,937	0:17,134	0:56,947	0:20,578	0:19,079	0:17,290
Runde 5	0:55,781	0:19,813	0:18,857	0:17,111	0:57,012	0:19,909	0:19,823	0:17,280	0:58,394	0:21,235	0:19,765	0:17,394	0:55,679	0:19,636	0:18,957	0:17,086	0:55,733	0:19,803	0:18,887	0:17,043
Runde 6	0:56,269	0:19,846	0:19,217	0:17,206	0:55,835	0:19,568	0:19,267	0:17,000	0:55,959	0:19,614	0:19,057	0:17,288	0:55,755	0:19,647	0:18,943	0:17,165	0:55,946	0:19,729	0:18,984	0:17,233
Runde 7	0:55,704	0:19,621	0:18,992	0:17,091	0:55,716	0:19,783	0:18,923	0:17,010	0:56,049	0:20,003	0:18,889	0:17,157	0:55,831	0:19,654	0:18,945		0:55,719	0:19,722	0:18,828	0:17,169
Runde 8	0:56,331	0:19,981	0:18,732	0:17,618	0:55,819	0:19,762	0:18,865		0:57,805	0:20,128	0:18,802	0:18,875		0:20,026	0:22,344		0:59,960	0:20,021	0:19,242	0:20,697
Runde 9	0:55,736	0:20,002	0:18,788	0:16,946		1:55,012	1:16,414		0:55,847	0:19,790	0:18,888	0:17,169					0:56,040	0:19,765	0:19,007	0:17,268
Runde 10	0:56,133	0:20,023	0:19,056						0:55,599	0:19,689	0:18,787						0:55,696	0:19,585	0:18,938	

Rotax Max Challenge Grand Finals 2013 New Orleans (USA) 13.-16. November 2013

Non Qualifying Practice 5 Senior even Numbers

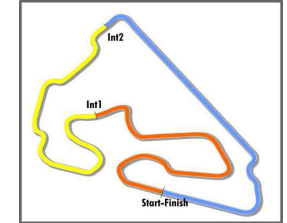


Die schnellsten Zeiten				
Ort	Nr. Fahrername	Zeit	Streckenl.	Ø Speed
Ziel	266 Brand,Edward	0:55,205	1460 m	95,2 km/h
Sektion 1	236 Borlido,Bruno	0:19,537	490 m	90,3 km/h
Sektion 2	266 Brand,Edward	0:18,566	490 m	95,0 km/h
Sektion 3	222 Magnusson,Jesper	0:16,823	480 m	102,7 km/h

	theoretisch mögliche Bestzeit 0:55,492 Stnr.276 Palmer,Andrew United States of America Maxspeed Group				theoretisch mögliche Bestzeit 0:55,434 Stnr.256 Pozzoli,Xavier France Team France				theoretisch mögliche Bestzeit 0:55,697 Stnr.252 Rochford,Daniel Australia Int. Karting Distributor				theoretisch mögliche Bestzeit 0:55,438 Stnr.248 Bryntesson,Thomas Norway Stefan Bryntesson				theoretisch mögliche Bestzeit 0:55,778 Stnr.236 Borlido,Bruno Portugal Cabo Do Mundo Kart Team			
	Ziel	Sektion 1	Sektion 2	Sektion 3	Ziel	Sektion 1	Sektion 2	Sektion 3	Ziel	Sektion 1	Sektion 2	Sektion 3	Ziel	Sektion 1	Sektion 2	Sektion 3	Ziel	Sektion 1	Sektion 2	Sektion 3
	0:55,704	0:19,699	0:18,739	0:17,054	0:55,749	0:19,547	0:18,791	0:17,096	0:55,754	0:19,762	0:18,852	0:17,083	0:55,765	0:19,639	0:18,839	0:16,960	0:55,796	0:19,537	0:19,004	0:17,237
Runde 1	0:56,732	0:20,348	0:19,045	0:17,339	0:56,725	0:20,302	0:19,112	0:17,311	0:57,652	0:20,732	0:19,049	0:17,871	0:57,089	0:20,498	0:19,166	0:17,425	0:56,712	0:20,153	0:19,128	0:17,431
Runde 2	0:56,077	0:19,874	0:18,912	0:17,291	0:55,970	0:19,616	0:19,165	0:17,189	0:56,387	0:20,289	0:19,015	0:17,083	0:57,006	0:20,391	0:19,027	0:17,588	0:56,130	0:19,737	0:19,156	0:17,237
Runde 3	0:56,436	0:20,002	0:19,130	0:17,304	0:55,898	0:19,644	0:18,950	0:17,304	0:56,047	0:19,763	0:18,990	0:17,294	0:57,103	0:20,569	0:19,574	0:16,960	0:55,917	0:19,609	0:19,004	0:17,304
Runde 4	0:56,326	0:19,977	0:19,037	0:17,312	0:57,746	0:21,340	0:19,270	0:17,136	0:56,252	0:20,080	0:19,055	0:17,117	0:55,806	0:19,639	0:18,889	0:17,278	0:57,163	0:20,091	0:19,760	0:17,312
Runde 5	0:56,277	0:19,941	0:19,008	0:17,328	0:56,090	0:20,066	0:18,928	0:17,096	0:55,754	0:19,762	0:18,906	0:17,086	0:56,542	0:19,971	0:19,144	0:17,427	0:56,312	0:19,802	0:19,096	0:17,414
Runde 6	2:51,151	2:15,295	0:18,739	0:17,117	0:56,287	0:19,951	0:19,021	0:17,315	0:56,003	0:19,781	0:18,995	0:17,227	0:56,548	0:19,674	0:19,045	0:17,829	1:00,333	0:23,610	0:19,427	0:17,296
Runde 7	0:55,704	0:19,699	0:18,951	0:17,054	0:55,998	0:19,547	0:19,054	0:17,397	2:58,184	2:21,969	0:18,852		0:55,765	0:19,729	0:18,947	0:17,089	0:56,050	0:19,631	0:19,020	0:17,399
Runde 8	0:55,726	0:19,893	0:18,788		0:55,907	0:19,871	0:18,791	0:17,245		0:19,871	0:19,122		0:55,896	0:19,854	0:18,857	0:17,185	0:56,265	0:19,646	0:19,067	0:17,552
Runde 9					0:55,932	0:19,633	0:18,833	0:17,466					0:55,797	0:19,655	0:19,039	0:17,103	0:55,796	0:19,537	0:19,012	0:17,247
Runde 10					0:55,749	0:19,665	0:18,834						0:55,803	0:19,690	0:18,839		0:56,051	0:19,559	0:19,149	

Rotax Max Challenge Grand Finals 2013 New Orleans (USA) 13.-16. November 2013

Non Qualifying Practice 5 Senior even Numbers

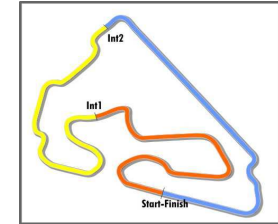


Die schnellsten Zeiten				
Ort	Nr. Fahrername	Zeit	Streckenl.	Ø Speed
Ziel	266 Brand,Edward	0:55,205	1460 m	95,2 km/h
Sektion 1	236 Borlido,Bruno	0:19,537	490 m	90,3 km/h
Sektion 2	266 Brand,Edward	0:18,566	490 m	95,0 km/h
Sektion 3	222 Magnusson,Jesper	0:16,823	480 m	102,7 km/h

	theoretisch mögliche Bestzeit 0:55,673 Stnr.246 Hongli,Ye China KRS Motorsports				theoretisch mögliche Bestzeit 0:55,689 Stnr.280 Alvarez,Johann Colombia Deportes a Motor				theoretisch mögliche Bestzeit 0:55,765 Stnr.232 Bedard,Olivier Canada SRA Karting International inc				theoretisch mögliche Bestzeit 0:55,866 Stnr.268 Sherlock,William Ireland Michael Doherty				theoretisch mögliche Bestzeit 0:55,943 Stnr.264 Valenza,Philippe United Arab Emirates Al Ain Raceway			
	Ziel	Sektion 1	Sektion 2	Sektion 3	Ziel	Sektion 1	Sektion 2	Sektion 3	Ziel	Sektion 1	Sektion 2	Sektion 3	Ziel	Sektion 1	Sektion 2	Sektion 3	Ziel	Sektion 1	Sektion 2	Sektion 3
	0:55,824	0:19,586	0:18,956	0:17,131	0:55,885	0:19,649	0:18,895	0:17,145	0:55,899	0:19,696	0:18,987	0:17,082	0:56,002	0:19,688	0:18,992	0:17,186	0:56,004	0:19,865	0:18,890	0:17,188
Runde 1	0:57,270	0:20,188	0:19,491	0:17,591	0:57,511	0:20,936	0:19,211	0:17,364	0:56,710	0:20,262	0:19,087	0:17,361	0:59,089	0:20,475	0:19,384	0:19,230	0:58,392	0:21,178	0:19,440	0:17,774
Runde 2	0:56,251	0:20,037	0:19,083	0:17,131	0:57,357	0:21,001	0:19,106	0:17,250	0:56,138	0:19,881	0:19,068	0:17,189	1:00,331	0:23,106	0:19,115	0:18,110	0:57,204	0:19,982	0:19,224	0:17,998
Runde 3	0:56,216	0:19,946	0:19,016	0:17,254	0:56,365	0:19,810	0:19,161	0:17,394	0:56,196	0:19,973	0:19,077	0:17,146	0:56,236	0:19,862	0:19,112	0:17,262	0:56,173	0:19,981	0:18,970	0:17,222
Runde 4	0:56,248	0:19,828	0:19,175	0:17,245	0:56,989	0:20,790	0:19,022	0:17,177	0:55,987	0:19,741	0:19,086	0:17,160	0:56,635	0:20,042	0:19,125	0:17,468	0:56,268	0:19,979	0:19,087	0:17,202
Runde 5	0:56,074	0:19,784	0:19,099	0:17,191	0:55,885	0:19,687	0:19,053	0:17,145	2:36,291	2:00,222	0:18,987	0:17,082	0:56,002	0:19,744	0:19,042	0:17,216	0:56,607	0:20,280	0:19,031	0:17,296
Runde 6	0:55,981	0:19,752	0:18,956	0:17,273	0:56,343	0:20,012	0:19,159	0:17,172	0:55,899	0:19,696	0:19,020	0:17,183	0:56,236	0:19,855	0:19,130	0:17,251	0:56,225	0:19,980	0:19,057	0:17,188
Runde 7	0:55,834	0:19,586	0:19,100	0:17,148	0:55,946	0:19,649	0:19,085	0:17,212	0:56,576	0:19,940	0:19,378	0:17,258	0:56,111	0:19,688	0:19,011	0:17,412	0:56,409	0:20,137	0:19,046	0:17,226
Runde 8	0:56,368	0:19,963	0:19,108	0:17,297	0:59,398	0:20,233	0:19,208	0:19,957	0:56,130	0:19,800	0:19,239	0:17,091	0:58,515	0:22,337	0:18,992	0:17,186	0:56,004	0:19,872	0:18,907	0:17,225
Runde 9	0:55,824	0:19,659	0:19,021	0:17,144	0:56,962	0:20,020	0:19,143		0:56,058	0:19,725	0:19,091		0:56,094	0:19,809	0:19,049	0:17,236	0:56,199	0:19,865	0:18,890	
Runde 10	0:56,040	0:19,848	0:19,011			0:19,668	0:18,895						0:57,407	0:19,899	0:19,070			0:20,014	0:19,030	

Rotax Max Challenge Grand Finals 2013 New Orleans (USA) 13.-16. November 2013

Non Qualifying Practice 5 Senior even Numbers



Die schnellsten Zeiten

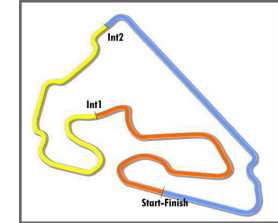
Ort	Nr. Fahrername	Zeit	Streckenl.	Ø Speed
Ziel	266 Brand,Edward	0:55,205	1460 m	95,2 km/h
Sektion 1	236 Borlido,Bruno	0:19,537	490 m	90,3 km/h
Sektion 2	266 Brand,Edward	0:18,566	490 m	95,0 km/h
Sektion 3	222 Magnusson,Jesper	0:16,823	480 m	102,7 km/h



	theoretisch mögliche Bestzeit 0:55,916 Stnr.242 Kivi,Kairo Estonia AGS Racing				theoretisch mögliche Bestzeit 0:55,767 Stnr.270 Mahadik,Krishnaraaj India Meco Racing				theoretisch mögliche Bestzeit 0:55,845 Stnr.244 Psajd,Vid Slovenia AKK Sportstil				theoretisch mögliche Bestzeit 0:55,727 Stnr.238 Mohd Noor,Syazwan Malaysia KRS Motorsports				theoretisch mögliche Bestzeit 0:55,944 Stnr.216 Serenko,Alexander Russia Aviagamma Ltd			
	Ziel	Sektion 1	Sektion 2	Sektion 3	Ziel	Sektion 1	Sektion 2	Sektion 3	Ziel	Sektion 1	Sektion 2	Sektion 3	Ziel	Sektion 1	Sektion 2	Sektion 3	Ziel	Sektion 1	Sektion 2	Sektion 3
	0:56,016	0:19,613	0:19,156	0:17,147	0:56,029	0:19,737	0:18,931	0:17,099	0:56,046	0:19,612	0:19,014	0:17,219	0:56,097	0:19,777	0:18,851	0:17,099	0:56,101	0:19,771	0:18,968	0:17,205
Runde 1	0:57,768	0:20,352	0:19,846	0:17,570	0:56,912	0:20,589	0:19,073	0:17,250	0:57,305	0:20,705	0:19,224	0:17,376	0:58,798	0:20,523	0:19,678	0:18,597	0:56,737	0:20,308	0:19,111	0:17,318
Runde 2	0:56,801	0:20,066	0:19,156	0:17,579	0:56,542	0:20,169	0:18,931	0:17,442	0:57,367	0:20,380	0:19,116	0:17,871	0:56,345	0:20,063	0:19,122	0:17,160	0:56,447	0:19,934	0:19,143	0:17,370
Runde 3	0:56,835	0:20,181	0:19,158	0:17,496	1:02,968	0:22,320	0:21,072	0:19,576	0:57,264	0:20,178	0:19,154	0:17,932	0:56,097	0:19,939	0:19,059	0:17,099	0:56,262	0:19,875	0:19,037	0:17,350
Runde 4	0:57,112	0:19,932	0:19,836	0:17,344	0:56,031	0:19,943	0:18,989	0:17,099	0:56,753	0:20,104	0:19,043	0:17,606	1:01,618	0:19,777	0:23,924	0:17,917	0:56,659	0:19,859	0:19,061	0:17,739
Runde 5	0:56,561	0:19,782	0:19,207	0:17,572	0:56,139	0:19,808	0:19,099	0:17,232	1:02,861	0:25,128	0:20,491	0:17,242	0:56,396	0:20,095	0:18,973	0:17,328	0:58,958	0:21,119	0:20,341	0:17,498
Runde 6	0:56,415	0:19,971	0:19,297	0:17,147	0:56,121	0:19,901	0:19,064	0:17,156	0:56,792	0:20,315	0:19,175	0:17,302	0:59,010	0:20,629	0:20,993	0:17,388	0:56,855	0:19,793	0:19,857	0:17,205
Runde 7	0:56,016	0:19,624	0:19,243	0:17,149	0:56,029	0:19,737	0:19,102	0:17,190	0:56,630	0:19,826	0:19,391	0:17,413	0:56,248	0:19,797	0:18,944	0:17,507	0:56,701	0:19,771	0:19,512	0:17,418
Runde 8	0:56,330	0:19,825	0:19,283	0:17,222	2:40,980	2:04,787	0:19,012		0:56,286	0:19,981	0:19,014	0:17,291	1:01,738	0:25,306	0:19,156	0:17,276	1:01,662	0:20,368	0:19,812	0:21,482
Runde 9	0:56,113	0:19,657	0:19,207	0:17,249					0:56,046	0:19,762	0:19,065	0:17,219	0:56,237	0:19,959	0:18,851		1:03,662	0:23,773	0:21,227	0:18,662
Runde 10	0:56,300	0:19,613	0:19,359						0:56,726	0:19,612	0:19,818			0:19,793	0:18,992		0:56,101	0:19,855	0:18,968	

Rotax Max Challenge Grand Finals 2013 New Orleans (USA) 13.-16. November 2013

Non Qualifying Practice 5 Senior even Numbers



Die schnellsten Zeiten				
Ort	Nr. Fahrername	Zeit	Streckenl.	Ø Speed
Ziel	266 Brand,Edward	0:55,205	1460 m	95,2 km/h
Sektion 1	236 Borlido,Bruno	0:19,537	490 m	90,3 km/h
Sektion 2	266 Brand,Edward	0:18,566	490 m	95,0 km/h
Sektion 3	222 Magnusson,Jesper	0:16,823	480 m	102,7 km/h

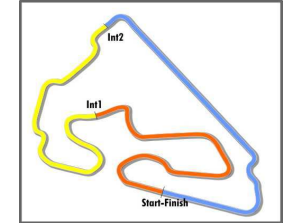
	theoretisch mögliche Bestzeit 0:56,065 Stnr.262 Posch,Pascal Switzerland Kart-Club Oerlikon				theoretisch mögliche Bestzeit 0:56,204 Stnr.254 Gonzalez,Marc Spain Binakart				theoretisch mögliche Bestzeit 0:55,967 Stnr.228 Ang,Gilbert Malaysia KRS Motorsports				theoretisch mögliche Bestzeit 0:56,462 Stnr.224 Alves,Yuri Brazil Team Brasil				theoretisch mögliche Bestzeit 0:56,823 Stnr.214 Tyurina,Anastasiya Russia Aviagamma Ltd			
	Ziel	Sektion 1	Sektion 2	Sektion 3	Ziel	Sektion 1	Sektion 2	Sektion 3	Ziel	Sektion 1	Sektion 2	Sektion 3	Ziel	Sektion 1	Sektion 2	Sektion 3	Ziel	Sektion 1	Sektion 2	Sektion 3
	0:56,248	0:19,840	0:18,938	0:17,287	0:56,293	0:19,806	0:19,088	0:17,310	0:56,482	0:19,849	0:18,913	0:17,205	0:56,821	0:20,025	0:19,194	0:17,243	0:56,915	0:20,020	0:19,335	0:17,468
Runde 1	0:57,237	0:20,575	0:19,149	0:17,513	0:57,601	0:20,668	0:19,236	0:17,697	0:57,550	0:20,586	0:19,365	0:17,599	0:59,652	0:21,707	0:19,541	0:18,404	0:57,733	0:20,521	0:19,581	0:17,631
Runde 2	0:56,734	0:20,018	0:19,218	0:17,498	0:56,844	0:20,131	0:19,258	0:17,455	0:56,948	0:20,178	0:19,565	0:17,205	0:57,278	0:20,567	0:19,323	0:17,388	0:57,419	0:20,156	0:19,691	0:17,572
Runde 3	0:56,756	0:20,115	0:19,218	0:17,423	0:56,634	0:20,016	0:19,205	0:17,413	0:56,488	0:20,148	0:19,098	0:17,242	0:57,688	0:20,373	0:19,690	0:17,625	0:57,177	0:20,185	0:19,456	0:17,536
Runde 4	0:56,485	0:19,949	0:19,249	0:17,287	0:59,263	0:20,383	0:19,581	0:19,299	0:57,050	0:20,565	0:19,106	0:17,379	0:58,895	0:20,833	0:20,603	0:17,459	0:56,915	0:20,047	0:19,400	0:17,468
Runde 5	0:56,322	0:19,840	0:19,186	0:17,296	0:58,436	0:20,410	0:19,737	0:18,289	0:57,464	0:20,480	0:19,367	0:17,617	0:57,408	0:20,474	0:19,435	0:17,499	0:57,231	0:20,089	0:19,625	0:17,517
Runde 6	0:56,322	0:19,898	0:19,110	0:17,314	0:56,387	0:19,806	0:19,271	0:17,310	0:56,912	0:20,114	0:19,165	0:17,633	2:30,170	1:53,676	0:19,194	0:17,300	0:57,233	0:20,178	0:19,555	0:17,500
Runde 7	0:56,248	0:19,863	0:18,996	0:17,389	2:28,471	1:51,877	0:19,181	0:17,413	0:56,482	0:20,020	0:19,012	0:17,450	0:56,821	0:20,025	0:19,553	0:17,243	0:57,159	0:20,020	0:19,593	0:17,546
Runde 8	0:56,554	0:20,033	0:19,059	0:17,462	0:56,293	0:19,878	0:19,091	0:17,324	0:56,841	0:20,229	0:18,953	0:17,659	0:57,555	0:20,549	0:19,575		0:57,125	0:20,117	0:19,411	0:17,597
Runde 9	0:56,290	0:19,972	0:18,992		0:56,338	0:19,863	0:19,088		1:01,738	0:24,259	0:20,182						0:56,916	0:20,073	0:19,335	0:17,508
Runde 10		0:19,877	0:18,938							0:19,849	0:18,913						0:56,925	0:20,035	0:19,410	

Rotax Max Challenge Grand Finals 2013 New Orleans (USA) 13.-16. November 2013

Non Qualifying Practice 5 Senior even Numbers



Die schnellsten Zeiten				
Ort	Nr. Fahrername	Zeit	Streckenl.	Ø Speed
Ziel	266 Brand,Edward	0:55,205	1460 m	95,2 km/h
Sektion 1	236 Borlido,Bruno	0:19,537	490 m	90,3 km/h
Sektion 2	266 Brand,Edward	0:18,566	490 m	95,0 km/h
Sektion 3	222 Magnusson,Jesper	0:16,823	480 m	102,7 km/h



	theoretisch mögliche Bestzeit 0:56,610 Strn.226 Noor,Senna Indonesia KRS Motorsports																			
	Ziel	Sektion 1	Sektion 2	Sektion 3	Ziel	Sektion 1	Sektion 2	Sektion 3	Ziel	Sektion 1	Sektion 2	Sektion 3	Ziel	Sektion 1	Sektion 2	Sektion 3	Ziel	Sektion 1	Sektion 2	Sektion 3
	0:56,984	0:20,268	0:19,165	0:17,177																
Runde 1	0:58,272	0:21,071	0:19,476	0:17,725																
Runde 2	0:57,707	0:20,937	0:19,355	0:17,415																
Runde 3	0:57,917	0:20,815	0:19,696	0:17,406																
Runde 4	0:57,641	0:20,268	0:19,402	0:17,971																
Runde 5	0:56,984	0:20,642	0:19,165	0:17,177																
Runde 6	0:57,692	0:20,612	0:19,215	0:17,865																
Runde 7	3:39,491	3:02,756	0:19,248																	
Runde 8																				

Rotax Max Challenge Grand Finals 2013 New Orleans (USA) 13.-16. November 2013

Non Qualifying Practice 5 Senior even Numbers



Ziel		Sektion 1		Sektion 2		Sektion 3	
Fahrername	Zeit	Fahrername	Zeit	Fahrername	Zeit	Fahrername	Zeit
1 266 Brand,Edward	0:55,205	236 Borlido,Bruno	0:19,537	266 Brand,Edward	0:18,566	222 Magnusson,Jesper	0:16,823
2 230 Bezel,Petr	0:55,224	218 Parkins,Nathan	0:19,543	258 Cousin,Jules	0:18,628	220 Claman-Demelo,Zachary	0:16,852
3 220 Claman-Demelo,Zachary	0:55,235	256 Pozzoli,Xavier	0:19,547	240 Vitar,Jorge Arturo	0:18,658	278 Aitken,Max	0:16,870
4 218 Parkins,Nathan	0:55,378	210 Eastwood,Charlie	0:19,555	230 Bezel,Petr	0:18,680	230 Bezel,Petr	0:16,901
5 210 Eastwood,Charlie	0:55,407	222 Magnusson,Jesper	0:19,568	220 Claman-Demelo,Zachary	0:18,729	266 Brand,Edward	0:16,944
6 258 Cousin,Jules	0:55,482	266 Brand,Edward	0:19,571	274 Neri,Nick	0:18,732	274 Neri,Nick	0:16,946
7 250 Ferencz,Mark	0:55,493	220 Claman-Demelo,Zachary	0:19,583	218 Parkins,Nathan	0:18,736	250 Ferencz,Mark	0:16,956
8 240 Vitar,Jorge Arturo	0:55,553	234 Forman,Jiri	0:19,585	276 Palmer,Andrew	0:18,739	248 Bryntesson,Thomas	0:16,960
9 212 Bielecki,Kacper	0:55,557	246 Hongli,Ye	0:19,586	250 Ferencz,Mark	0:18,779	212 Bielecki,Kacper	0:17,002
10 278 Aitken,Max	0:55,566	230 Bezel,Petr	0:19,604	272 Askew,Oliver	0:18,787	218 Parkins,Nathan	0:17,016
11 274 Neri,Nick	0:55,568	244 Psajd,Vid	0:19,612	210 Eastwood,Charlie	0:18,788	240 Vitar,Jorge Arturo	0:17,027
12 222 Magnusson,Jesper	0:55,574	242 Kivi,Kairo	0:19,613	256 Pozzoli,Xavier	0:18,791	234 Forman,Jiri	0:17,043
13 272 Askew,Oliver	0:55,599	272 Askew,Oliver	0:19,614	212 Bielecki,Kacper	0:18,808	276 Palmer,Andrew	0:17,054
14 260 Arscott,Phillip	0:55,679	212 Bielecki,Kacper	0:19,618	278 Aitken,Max	0:18,813	232 Bedard,Olivier	0:17,082
15 234 Forman,Jiri	0:55,696	258 Cousin,Jules	0:19,620	234 Forman,Jiri	0:18,828	252 Rochford,Daniel	0:17,083
16 276 Palmer,Andrew	0:55,704	274 Neri,Nick	0:19,621	222 Magnusson,Jesper	0:18,831	260 Arscott,Phillip	0:17,086
17 256 Pozzoli,Xavier	0:55,749	278 Aitken,Max	0:19,633	248 Bryntesson,Thomas	0:18,839	258 Cousin,Jules	0:17,094
18 252 Rochford,Daniel	0:55,754	260 Arscott,Phillip	0:19,636	238 Mohd Noor,Syazwan	0:18,851	256 Pozzoli,Xavier	0:17,096
19 248 Bryntesson,Thomas	0:55,765	248 Bryntesson,Thomas	0:19,639	252 Rochford,Daniel	0:18,852	270 Mahadik,Krishnaraaj	0:17,099
20 236 Borlido,Bruno	0:55,796	280 Alvarez,Johann	0:19,649	264 Valenza,Philippe	0:18,890	238 Mohd Noor,Syazwan	0:17,099
21 246 Hongli,Ye	0:55,824	240 Vitar,Jorge Arturo	0:19,687	280 Alvarez,Johann	0:18,895	210 Eastwood,Charlie	0:17,115
22 280 Alvarez,Johann	0:55,885	268 Sherlock,William	0:19,688	228 Ang,Gilbert	0:18,913	246 Hongli,Ye	0:17,131
23 232 Bedard,Olivier	0:55,899	232 Bedard,Olivier	0:19,696	260 Arscott,Phillip	0:18,924	280 Alvarez,Johann	0:17,145
24 268 Sherlock,William	0:56,002	276 Palmer,Andrew	0:19,699	270 Mahadik,Krishnaraaj	0:18,931	242 Kivi,Kairo	0:17,147
25 264 Valenza,Philippe	0:56,004	250 Ferencz,Mark	0:19,725	262 Posch,Pascal	0:18,938	272 Askew,Oliver	0:17,157
26 242 Kivi,Kairo	0:56,016	270 Mahadik,Krishnaraaj	0:19,737	246 Hongli,Ye	0:18,956	226 Noor,Senna	0:17,177
27 270 Mahadik,Krishnaraaj	0:56,029	252 Rochford,Daniel	0:19,762	216 Serenko,Alexander	0:18,968	268 Sherlock,William	0:17,186
28 244 Psajd,Vid	0:56,046	216 Serenko,Alexander	0:19,771	232 Bedard,Olivier	0:18,987	264 Valenza,Philippe	0:17,188
29 238 Mohd Noor,Syazwan	0:56,097	238 Mohd Noor,Syazwan	0:19,777	268 Sherlock,William	0:18,992	216 Serenko,Alexander	0:17,205
30 216 Serenko,Alexander	0:56,101	254 Gonzalez,Marc	0:19,806	236 Borlido,Bruno	0:19,004	228 Ang,Gilbert	0:17,205
31 262 Posch,Pascal	0:56,248	262 Posch,Pascal	0:19,840	244 Psajd,Vid	0:19,014	244 Psajd,Vid	0:17,219
32 254 Gonzalez,Marc	0:56,293	228 Ang,Gilbert	0:19,849	254 Gonzalez,Marc	0:19,088	236 Borlido,Bruno	0:17,237
33 228 Ang,Gilbert	0:56,482	264 Valenza,Philippe	0:19,865	242 Kivi,Kairo	0:19,156	224 Alves,Yuri	0:17,243
34 224 Alves,Yuri	0:56,821	214 Tyurina,Anastasiya	0:20,020	226 Noor,Senna	0:19,165	262 Posch,Pascal	0:17,287
35 214 Tyurina,Anastasiya	0:56,915	224 Alves,Yuri	0:20,025	224 Alves,Yuri	0:19,194	254 Gonzalez,Marc	0:17,310
36 226 Noor,Senna	0:56,984	226 Noor,Senna	0:20,268	214 Tyurina,Anastasiya	0:19,335	214 Tyurina,Anastasiya	0:17,468