

Rotax Max Challenge Grand Finals 2013

New Orleans (USA) 13.-16. November 2013

Qualifying Practice Senior even Numbers



Strecke / track: 1460m

started: 36 classified: 36 not classified: 0

Doc. 36

Pos	Nr.	Driver	Country	Entrant	tour laps	Differenz	Ecart gap	chrono fastest lap	tour in lap	o speed	
1	252	Rochford	Daniel	Australia	Int. Karting Distributor	7		0:55,430	6	94,8 km/h	
2	210	Eastwood	Charlie	Ireland	Strawberry Racing	7	0:00,064	0:00,064	0:55,494	7	94,7 km/h
3	278	Aitken	Max	United Kingdom	Strawberry Racing	7	0:00,069	0:00,005	0:55,499	7	94,7 km/h
4	266	Brand	Edward	United Kingdom	Intrepid Driver Program	6	0:00,092	0:00,023	0:55,522	5	94,7 km/h
5	220	Claman-Demelo	Zachary	Canada	SKA Karting International inc	7	0:00,099	0:00,007	0:55,529	6	94,7 km/h
6	218	Parkins	Nathan	South Africa	Dan Holland Racing	7	0:00,128	0:00,029	0:55,558	6	94,6 km/h
7	236	Borlido	Bruno	Portugal	Cabo Do Mundo Kart Team	7	0:00,146	0:00,018	0:55,576	7	94,6 km/h
8	250	Ferencz	Mark	Hungary	MGSZ	7	0:00,208	0:00,062	0:55,638	5	94,5 km/h
9	230	Bezel	Petr	Czech	MS Kart Racing Team s.r.o.	6	0:00,216	0:00,008	0:55,646	5	94,5 km/h
10	272	Askew	Oliver	United States of America	Maxspeed Group	6	0:00,229	0:00,013	0:55,659	5	94,4 km/h
11	222	Magnusson	Jesper	Sweden	Radne Motor AB	7	0:00,269	0:00,040	0:55,699	6	94,4 km/h
12	260	Arscott	Phillip	United States of America	Maxspeed Group	7	0:00,278	0:00,009	0:55,708	5	94,3 km/h
13	258	Cousin	Jules	France	Team France	7	0:00,297	0:00,019	0:55,727	5	94,3 km/h
14	240	Vitar	JorgeArturo	Argentina	Gonzalo Alenaz	7	0:00,380	0:00,083	0:55,810	5	94,2 km/h
15	256	Pozzoli	Xavier	France	Team France	7	0:00,427	0:00,047	0:55,857	7	94,1 km/h
16	276	Palmer	Andrew	United States of America	Maxspeed Group	7	0:00,431	0:00,004	0:55,861	7	94,1 km/h
17	248	Bryntesson	Thomas	Norway	Stefan Bryntesson	7	0:00,443	0:00,012	0:55,873	6	94,1 km/h
18	274	Neri	Nick	United States of America	Maxspeed Group	7	0:00,494	0:00,051	0:55,924	4	94,0 km/h
19	232	Bedard	Olivier	Canada	SKA Karting International inc	11	0:00,510	0:00,016	0:55,940	5	94,0 km/h
20	270	Mahadik	Krishnaraaj	India	Meco Racing	13	0:00,536	0:00,026	0:55,966	11	93,9 km/h
21	234	Forman	Jiri	Czech	MS Kart Racing Team s.r.o.	6	0:00,566	0:00,030	0:55,996	4	93,9 km/h
22	246	Hongli	Ye	China	KRS Motorsports	7	0:00,575	0:00,009	0:56,005	6	93,8 km/h
23	254	Gonzalez	Marc	Spain	Binakart	7	0:00,615	0:00,040	0:56,045	6	93,8 km/h
24	228	Ang	Gilbert	Malaysia	KRS Motorsports	10	0:00,632	0:00,017	0:56,062	9	93,8 km/h
25	242	Kivi	Kairo	Estonia	AGS Racing	7	0:00,684	0:00,052	0:56,114	5	93,7 km/h
26	262	Posch	Pascal	Switzerland	Kart-Club Oerlikon	7	0:00,717	0:00,033	0:56,147	5	93,6 km/h
27	226	Noor	Senna	Indonesia	KRS Motorsports	10	0:00,751	0:00,034	0:56,181	9	93,6 km/h
28	244	Psajd	Vid	Slovenia	AKK Sportstil	13	0:00,769	0:00,018	0:56,199	12	93,5 km/h
29	268	Sherlock	William	Ireland	Michael Doherty	7	0:00,921	0:00,152	0:56,351	6	93,3 km/h
30	280	Alvarez	Johann	Colombia	Deportes a Motor	7	0:00,965	0:00,044	0:56,395	5	93,2 km/h
31	216	Serenko	Alexander	Russia	Aviagamma Ltd	7	0:01,007	0:00,042	0:56,437	4	93,1 km/h
32	238	Mohd Noor	Syazwan	Malaysia	KRS Motorsports	7	0:01,013	0:00,006	0:56,443	7	93,1 km/h
33	214	Tyurina	Anastasiya	Russia	Aviagamma Ltd	7	0:01,095	0:00,082	0:56,525	5	93,0 km/h
34	264	Valenza	Philippe	United Arab Emirates	Al Ain Raceway	6	0:01,142	0:00,047	0:56,572	4	92,9 km/h
35	224	Alves	Yuri	Brazil	Team Brasil	9	0:01,758	0:00,616	0:57,188	6	91,9 km/h
36	212	Bielecki	Kacper	Poland	Mariusz Bielecki	2	0:03,865	0:02,107	0:59,295	2	88,6 km/h

Clerk of the Course: R. Brito / T.van der Burgt / T.Lainer / Ch.Egger Race director: Nigel Edwards

Stewards: Richard Norbury / Taylon Jocelyn / Norman Jennings

Scrutineer: Paul Klaassen / Garry Walker / Brian Campbell / Roel Keuen / Kevin Hodge / Minhat Hasnizam

Time Keeping: KART-DATA timing service Franz Schieszler / Martin Summerer

Zeitnahme / timekeeping

control

 Franz Schieszler

freigegeben um / posted at: 14:39:18

Publish Time : 14:42:25



ACCUS



Rotax Max Challenge Grand Finals 2013

New Orleans (USA) 13.-16. November 2013

Qualifying Practice Senior even Numbers



LOUISIANA
Pick your Passion



Strecke / track: 1460 started: 36 classified: 36 not classified: 0

Fahrername Driver	Rochford Daniel	Eastwood Charlie	Aitken Max	Brand Edward	Claman-Demelo Zachary	Parkins Nathan	Borlido Bruno	Ferencz Mark	Bezel Petr	Askew Oliver	Magnusson Jesper	Arscott Phillip
schnellste Runde in Runde	0:55,430 Rn. 6	0:55,494 Rn. 7	0:55,499 Rn. 7	0:55,522 Rn. 5	0:55,529 Rn. 6	0:55,558 Rn. 6	0:55,576 Rn. 7	0:55,638 Rn. 5	0:55,646 Rn. 5	0:55,659 Rn. 5	0:55,699 Rn. 6	0:55,708 Rn. 5
Speed	94,8 km/h	94,7 km/h	94,7 km/h	94,7 km/h	94,7 km/h	94,6 km/h	94,6 km/h	94,5 km/h	94,5 km/h	94,4 km/h	94,4 km/h	94,3 km/h
Lap 1	1:23,006	1:31,837	1:22,372	1:14,833	1:17,404	1:16,892	1:21,480	1:35,246	1:15,827	1:24,229	1:18,432	1:12,463
Lap 2	0:58,156	0:58,573	0:59,417	0:56,208	1:04,935	1:05,593	1:01,063	0:56,573	0:55,910	1:01,615	0:58,672	1:05,618
Lap 3	0:56,384	0:55,743	0:58,476	0:56,060	0:57,390	0:58,274	0:56,148	0:57,742	0:55,781	0:55,733	0:57,256	1:04,302
Lap 4	0:56,307	0:57,380	0:55,879	0:55,858	0:55,932	0:56,376	0:56,382	0:58,673	0:55,654	0:56,302	0:56,191	0:57,454
Lap 5	0:58,590	0:56,649	0:55,694	<u>0:55,522</u>	0:55,682	0:55,647	0:56,511	<u>0:55,638</u>	<u>0:55,646</u>	<u>0:55,659</u>	0:55,925	<u>0:55,708</u>
Lap 6	<u>0:55,430</u>	0:55,933	0:55,731	0:55,860	<u>0:55,529</u>	<u>0:55,558</u>	0:56,058	0:56,429	0:55,685	0:57,974	<u>0:55,699</u>	0:56,137
Lap 7	0:56,117	<u>0:55,494</u>	<u>0:55,499</u>		0:55,824	0:56,381	<u>0:55,576</u>	0:56,162			0:56,263	0:55,976
Lap 8												
Lap 9												
Lap 10												
Lap 11												
Lap 12												
Lap 13												



ACCUS



Rotax Max Challenge Grand Finals 2013

New Orleans (USA) 13.-16. November 2013

Qualifying Practice Senior even Numbers



LOUISIANA
Pick your Passion



Strecke / track: 1460 started: 36 classified: 36 not classified: 0

Fahrername Driver	Cousin Jules	Vitar Jorge Arturo	Pozzoli Xavier	Palmer Andrew	Bryntesson Thomas	Neri Nick	Bedard Olivier	Mahadik Krishnaraaj	Forman Jiri	Hongli Ye	Gonzalez Marc	Ang Gilbert
schnellste Runde in Runde	0:55,727 Rn. 5	0:55,810 Rn. 5	0:55,857 Rn. 7	0:55,861 Rn. 7	0:55,873 Rn. 6	0:55,924 Rn. 4	0:55,940 Rn. 5	0:55,966 Rn. 11	0:55,996 Rn. 4	0:56,005 Rn. 6	0:56,045 Rn. 6	0:56,062 Rn. 9
Speed	94,3 km/h	94,2 km/h	94,1 km/h	94,1 km/h	94,1 km/h	94,0 km/h	94,0 km/h	93,9 km/h	93,9 km/h	93,8 km/h	93,8 km/h	93,8 km/h
Lap 1	1:12,539	1:23,481	1:29,960	1:17,492	1:14,388	1:11,632	1:06,236	0:58,358	1:22,674	1:21,480	1:16,324	1:02,709
Lap 2	0:56,478	0:56,468	1:00,390	1:05,866	1:04,299	0:59,366	0:56,300	0:56,688	1:01,423	1:01,136	1:03,994	0:56,942
Lap 3	0:55,996	0:56,801	0:56,110	0:56,695	0:58,166	0:56,155	0:56,103	0:56,583	0:57,019	1:01,164	0:58,891	0:56,636
Lap 4	0:58,860	1:01,796	0:56,963	0:56,363	0:57,495	<u>0:55,924</u>	0:56,277	0:56,204	<u>0:55,996</u>	0:56,708	0:56,534	0:57,163
Lap 5	<u>0:55,727</u>	<u>0:55,810</u>	0:57,562	0:57,002	0:57,206	0:56,058	<u>0:55,940</u>	1:01,225	0:57,870	0:57,055	0:58,037	0:58,065
Lap 6	0:56,017	0:56,070	0:56,271	0:55,895	<u>0:55,873</u>	0:56,359	1:02,449	0:56,547	0:56,625	<u>0:56,005</u>	<u>0:56,045</u>	0:56,643
Lap 7	0:57,003	0:56,053	<u>0:55,857</u>	<u>0:55,861</u>	0:56,159	1:05,767	0:57,119	0:56,516		0:56,281	0:56,496	0:56,214
Lap 8							0:56,596	0:56,500				0:57,631
Lap 9							0:56,039	0:56,165				<u>0:56,062</u>
Lap 10							0:57,435	0:56,322				1:06,205
Lap 11							0:58,061	<u>0:55,966</u>				
Lap 12								0:56,276				
Lap 13								0:57,258				



ACCUS



Rotax Max Challenge Grand Finals 2013

New Orleans (USA) 13.-16. November 2013

Qualifying Practice Senior even Numbers



LOUISIANA
Pick your Passion

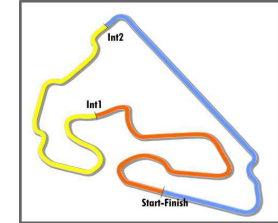


Strecke / track: 1460 started: 36 classified: 36 not classified: 0

Fahrername Driver	Kivi Kairo	Posch Pascal	Noor Senna	Psajd Vid	Sherlock William	Alvarez Johann	Serenko Alexander	Mohd Noor Syazwan	Tyurina Anastasiya	Valenza Philippe	Alves Yuri	Bielecki Kacper
schnellste Runde in Runde	0:56,114 Rn. 5	0:56,147 Rn. 5	0:56,181 Rn. 9	0:56,199 Rn. 12	0:56,351 Rn. 6	0:56,395 Rn. 5	0:56,437 Rn. 4	0:56,443 Rn. 7	0:56,525 Rn. 5	0:56,572 Rn. 4	0:57,188 Rn. 6	0:59,295 Rn. 2
Speed	93,7 km/h	93,6 km/h	93,6 km/h	93,5 km/h	93,3 km/h	93,2 km/h	93,1 km/h	93,1 km/h	93,0 km/h	92,9 km/h	91,9 km/h	88,6 km/h
Lap 1	1:08,474	1:12,939	0:59,057	0:58,084	1:20,018	1:19,405	1:22,017	1:19,504	1:20,616	1:20,870	0:58,840	1:21,102
Lap 2	0:59,602	1:06,560	0:57,150	0:57,030	1:02,649	1:04,232	1:01,521	1:01,815	1:00,754	1:01,196	0:58,800	<u>0:59,295</u>
Lap 3	0:56,144	1:06,097	0:56,680	0:56,682	0:58,514	1:03,881	0:58,224	0:56,773	0:57,377	0:59,109	1:16,251	
Lap 4	0:59,459	0:56,945	0:57,761	0:56,745	0:57,064	0:57,815	<u>0:56,437</u>	0:56,855	0:56,625	<u>0:56,572</u>	1:00,232	
Lap 5	<u>0:56,114</u>	<u>0:56,147</u>	0:57,287	0:56,597	0:57,064	<u>0:56,395</u>	1:15,188	0:57,079	<u>0:56,525</u>	0:59,233	0:59,165	
Lap 6	0:56,827	0:56,486	0:56,457	0:56,595	<u>0:56,351</u>	0:57,011	0:57,246	0:56,569	0:57,053	0:56,744	<u>0:57,188</u>	
Lap 7	0:58,143	0:56,234	0:56,282	0:57,170	0:56,762	0:56,793	0:56,946	<u>0:56,443</u>	0:59,437		0:58,624	
Lap 8			0:58,569	0:58,138							1:08,073	
Lap 9			<u>0:56,181</u>	0:56,593							0:57,238	
Lap 10			0:56,290	0:57,241								
Lap 11				0:57,546								
Lap 12				<u>0:56,199</u>								
Lap 13				0:56,876								

Rotax Max Challenge Grand Finals 2013 New Orleans (USA) 13.-16. November 2013

Qualifying Practice Senior even Numbers

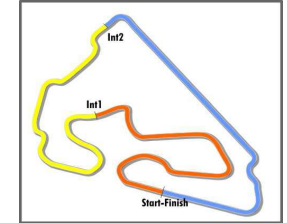


Die schnellsten Zeiten				
Ort	Nr. Fahrername	Zeit	Streckenl.	Ø Speed
Ziel	252 Rochford, Daniel	0:55,430	1460 m	94,8 km/h
Sektion 1	210 Eastwood, Charlie	0:19,505	490 m	90,4 km/h
Sektion 2	272 Askew, Oliver	0:18,635	490 m	94,7 km/h
Sektion 3	252 Rochford, Daniel	0:16,962	480 m	101,9 km/h

	theoretisch mögliche Bestzeit 0:55,430 Stnr.252 Rochford, Daniel Australia Int. Karting Distributor				theoretisch mögliche Bestzeit 0:55,367 Stnr.210 Eastwood, Charlie Ireland Strawberry Racing				theoretisch mögliche Bestzeit 0:55,488 Stnr.278 Aitken, Max United Kingdom Strawberry Racing				theoretisch mögliche Bestzeit 0:55,522 Stnr.266 Brand, Edward United Kingdom Intrepid Driver Program				theoretisch mögliche Bestzeit 0:55,354 Stnr.220 Claman-Demelo, Zachary Canada SRA Karting International inc			
	Ziel	Sektion 1	Sektion 2	Sektion 3	Ziel	Sektion 1	Sektion 2	Sektion 3	Ziel	Sektion 1	Sektion 2	Sektion 3	Ziel	Sektion 1	Sektion 2	Sektion 3	Ziel	Sektion 1	Sektion 2	Sektion 3
	0:55,430	0:19,732	0:18,736	0:16,962	0:55,494	0:19,505	0:18,753	0:17,109	0:55,499	0:19,615	0:18,756	0:17,117	0:55,522	0:19,653	0:18,733	0:17,136	0:55,529	0:19,684	0:18,670	0:17,000
Runde 1	1:23,006	0:23,430	0:24,791	0:34,785	1:31,837	0:26,994	0:26,990	0:37,853	1:22,372	0:27,139	0:25,726	0:29,507	1:14,833	0:29,159	0:27,944	0:17,730	1:17,404	0:24,936	0:23,225	0:29,243
Runde 2	0:58,156	0:20,930	0:20,022	0:17,204	0:58,573	0:21,322	0:19,302	0:17,949	0:59,417	0:22,139	0:20,079	0:17,199	0:56,208	0:20,041	0:18,894	0:17,273	1:04,935	0:27,028	0:20,195	0:17,712
Runde 3	0:56,384	0:19,890	0:18,997	0:17,497	0:55,743	0:19,748	0:18,886	0:17,109	0:58,476	0:20,431	0:20,841	0:17,204	0:56,060	0:19,936	0:18,823	0:17,301	0:57,390	0:20,037	0:20,184	0:17,169
Runde 4	0:56,307	0:20,161	0:19,118	0:17,028	0:57,380	0:19,790	0:20,331	0:17,259	0:55,879	0:19,951	0:18,765	0:17,163	0:55,858	0:19,870	0:18,811	0:17,177	0:55,932	0:19,708	0:18,810	0:17,414
Runde 5	0:58,590	0:22,126	0:19,097	0:17,367	0:56,649	0:19,811	0:19,530	0:17,308	0:55,694	0:19,757	0:18,795	0:17,142	0:55,522	0:19,653	0:18,733	0:17,136	0:55,682	0:19,890	0:18,792	0:17,000
Runde 6	0:55,430	0:19,732	0:18,736	0:16,962	0:55,933	0:19,521	0:19,122	0:17,290	0:55,731	0:19,772	0:18,842	0:17,117	0:55,860	0:19,824	0:18,802		0:55,529	0:19,684	0:18,670	0:17,175
Runde 7	0:56,117	0:19,868	0:18,988		0:55,494	0:19,505	0:18,753		0:55,499	0:19,615	0:18,756		0:29,874	0:24,089			0:55,824	0:19,936	0:18,840	
Runde 8		0:19,981	0:18,992			0:19,713	0:18,795			0:19,682	0:18,857							0:19,689	0:18,743	

Rotax Max Challenge Grand Finals 2013 New Orleans (USA) 13.-16. November 2013

Qualifying Practice Senior even Numbers

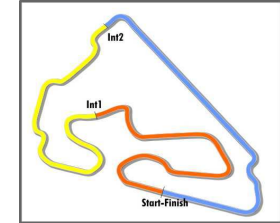


Die schnellsten Zeiten				
Ort	Nr. Fahrername	Zeit	Streckenl.	Ø Speed
Ziel	252 Rochford, Daniel	0:55,430	1460 m	94,8 km/h
Sektion 1	210 Eastwood, Charlie	0:19,505	490 m	90,4 km/h
Sektion 2	272 Askew, Oliver	0:18,635	490 m	94,7 km/h
Sektion 3	252 Rochford, Daniel	0:16,962	480 m	101,9 km/h

	theoretisch mögliche Bestzeit 0:55,541 Strn.218 Parkins,Nathan South Africa Dan Holland Racing				theoretisch mögliche Bestzeit 0:55,463 Strn.236 Borlido,Bruno Portugal Cabo Do Mundo Kart Team				theoretisch mögliche Bestzeit 0:55,460 Strn.250 Ferencz,Mark Hungary MGSZ				theoretisch mögliche Bestzeit 0:55,534 Strn.230 Bezel,Petr Czech MS Kart Racing Team s.r.o.				theoretisch mögliche Bestzeit 0:55,342 Strn.272 Askew,Oliver United States of America Maxspeed Group			
	Ziel	Sektion 1	Sektion 2	Sektion 3	Ziel	Sektion 1	Sektion 2	Sektion 3	Ziel	Sektion 1	Sektion 2	Sektion 3	Ziel	Sektion 1	Sektion 2	Sektion 3	Ziel	Sektion 1	Sektion 2	Sektion 3
	0:55,558	0:19,648	0:18,900	0:16,993	0:55,576	0:19,539	0:18,812	0:17,112	0:55,638	0:19,709	0:18,756	0:16,995	0:55,646	0:19,737	0:18,690	0:17,107	0:55,659	0:19,607	0:18,635	0:17,100
Runde 1	1:16,892	0:26,852	0:25,699	0:24,341	1:21,480	0:24,276	0:24,266	0:32,938	1:35,246	0:24,502	0:25,976	0:44,768	1:15,827	0:29,403	0:28,834	0:17,590	1:24,229	0:29,167	0:30,828	0:24,234
Runde 2	1:05,593	0:23,956	0:24,338	0:17,299	1:01,063	0:20,104	0:21,561	0:19,398	0:56,573	0:20,440	0:18,976	0:17,157	0:55,910	0:19,907	0:18,829	0:17,174	1:01,615	0:24,328	0:18,938	0:18,349
Runde 3	0:58,274	0:20,206	0:20,865	0:17,203	0:56,148	0:19,763	0:18,880	0:17,505	0:57,742	0:19,767	0:18,891	0:19,084	0:55,781	0:19,872	0:18,690	0:17,219	0:55,733	0:19,733	0:18,831	0:17,169
Runde 4	0:56,376	0:19,888	0:18,918	0:17,570	0:56,382	0:19,779	0:19,400	0:17,203	0:58,673	0:22,508	0:18,875	0:17,290	0:55,654	0:19,797	0:18,750	0:17,107	0:56,302	0:20,264	0:18,938	0:17,100
Runde 5	0:55,647	0:19,736	0:18,900	0:17,011	0:56,511	0:19,909	0:19,353	0:17,249	0:55,638	0:19,709	0:18,934	0:16,995	0:55,646	0:19,737	0:18,790	0:17,119	0:55,659	0:19,633	0:18,825	0:17,201
Runde 6	0:55,558	0:19,648	0:18,917	0:16,993	0:56,058	0:19,539	0:19,407	0:17,112	0:56,429	0:19,714	0:19,168	0:17,547	0:55,685	0:19,776	0:18,780		0:57,974	0:21,425	0:19,313	
Runde 7	0:56,381	0:19,857	0:19,257		0:55,576	0:19,572	0:18,877		0:56,162	0:19,729	0:18,756		0:30,440	0:23,270			0:19,607	0:18,635		
Runde 8		0:19,731	0:18,912			0:19,681	0:18,812		0:20,824	0:22,876										

Rotax Max Challenge Grand Finals 2013 New Orleans (USA) 13.-16. November 2013

Qualifying Practice Senior even Numbers

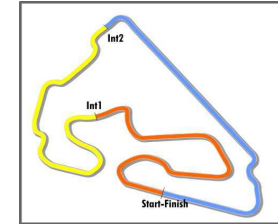


Die schnellsten Zeiten				
Ort	Nr. Fahrername	Zeit	Streckenl.	Ø Speed
Ziel	252 Rochford, Daniel	0:55,430	1460 m	94,8 km/h
Sektion 1	210 Eastwood, Charlie	0:19,505	490 m	90,4 km/h
Sektion 2	272 Askew, Oliver	0:18,635	490 m	94,7 km/h
Sektion 3	252 Rochford, Daniel	0:16,962	480 m	101,9 km/h

	theoretisch mögliche Bestzeit 0:55,661 Stnr.222 Magnusson, Jesper Sweden Radne Motor AB				theoretisch mögliche Bestzeit 0:55,583 Stnr.260 Arscott, Phillip United States of America Maxspeed Group				theoretisch mögliche Bestzeit 0:55,439 Stnr.258 Cousin, Jules France Team France				theoretisch mögliche Bestzeit 0:55,634 Stnr.240 Vitar, Jorge Arturo Argentina Gonzalo Alenaz				theoretisch mögliche Bestzeit 0:55,849 Stnr.256 Pozzoli, Xavier France Team France			
	Ziel	Sektion 1	Sektion 2	Sektion 3	Ziel	Sektion 1	Sektion 2	Sektion 3	Ziel	Sektion 1	Sektion 2	Sektion 3	Ziel	Sektion 1	Sektion 2	Sektion 3	Ziel	Sektion 1	Sektion 2	Sektion 3
	0:55,699	0:19,646	0:18,874	0:17,141	0:55,708	0:19,645	0:18,815	0:17,123	0:55,727	0:19,572	0:18,764	0:17,103	0:55,810	0:19,744	0:18,760	0:17,130	0:55,857	0:19,666	0:18,999	0:17,184
Runde 1	1:18,432	0:24,289	0:25,008	0:29,135	1:12,463	0:23,163	0:24,779	0:24,521	1:12,539	0:20,216	0:20,075	0:32,248	1:23,481	0:21,428	0:29,820	0:32,233	1:29,960	0:27,043	0:26,779	0:36,138
Runde 2	0:58,672	0:21,475	0:19,817	0:17,380	1:05,618	0:22,332	0:24,613	0:18,673	0:56,478	0:19,914	0:18,819	0:17,745	0:56,468	0:20,217	0:18,941	0:17,310	1:00,390	0:23,279	0:19,276	0:17,835
Runde 3	0:57,256	0:19,960	0:19,145	0:18,151	1:04,302	0:19,938	0:19,804	0:24,560	0:55,996	0:19,946	0:18,764	0:17,286	0:56,801	0:19,890	0:19,028	0:17,883	0:56,110	0:19,910	0:18,999	0:17,201
Runde 4	0:56,191	0:20,096	0:18,950	0:17,145	0:57,454	0:20,453	0:19,408	0:17,593	0:58,860	0:19,930	0:21,713	0:17,217	1:01,796	0:25,788	0:18,878	0:17,130	0:56,963	0:19,666	0:20,075	0:17,222
Runde 5	0:55,925	0:19,751	0:18,911	0:17,263	0:55,708	0:19,697	0:18,850	0:17,161	0:55,727	0:19,572	0:18,934	0:17,221	0:55,810	0:19,776	0:18,811	0:17,223	0:57,562	0:20,476	0:19,902	0:17,184
Runde 6	0:55,699	0:19,684	0:18,874	0:17,141	0:56,137	0:19,791	0:19,223	0:17,123	0:56,017	0:20,061	0:18,853	0:17,103	0:56,070	0:19,800	0:18,951	0:17,319	0:56,271	0:19,867	0:19,068	0:17,336
Runde 7	0:56,263	0:19,646	0:18,887		0:55,976	0:19,645	0:18,815		0:57,003	0:20,135	0:19,330		0:56,053	0:19,806	0:18,760		0:55,857	0:19,720	0:19,012	
Runde 8		0:19,728	0:18,902			0:19,849	0:25,490			0:19,734	0:18,962			0:19,744	0:23,745			0:19,909	0:19,226	

Rotax Max Challenge Grand Finals 2013 New Orleans (USA) 13.-16. November 2013

Qualifying Practice Senior even Numbers

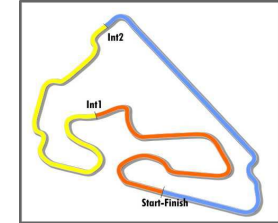


Die schnellsten Zeiten				
Ort	Nr. Fahrername	Zeit	Streckenl.	Ø Speed
Ziel	252 Rochford, Daniel	0:55,430	1460 m	94,8 km/h
Sektion 1	210 Eastwood, Charlie	0:19,505	490 m	90,4 km/h
Sektion 2	272 Askew, Oliver	0:18,635	490 m	94,7 km/h
Sektion 3	252 Rochford, Daniel	0:16,962	480 m	101,9 km/h

	theoretisch mögliche Bestzeit 0:55,809 Strn.276 Palmer, Andrew United States of America Maxspeed Group				theoretisch mögliche Bestzeit 0:55,706 Strn.248 Bryntesson, Thomas Norway Stefan Bryntesson				theoretisch mögliche Bestzeit 0:55,740 Strn.274 Neri, Nick United States of America Maxspeed Group				theoretisch mögliche Bestzeit 0:55,573 Strn.232 Bedard, Olivier Canada SRA Karting International inc				theoretisch mögliche Bestzeit 0:55,872 Strn.270 Mahadik, Krishnaraaj India Meco Racing			
	Ziel	Sektion 1	Sektion 2	Sektion 3	Ziel	Sektion 1	Sektion 2	Sektion 3	Ziel	Sektion 1	Sektion 2	Sektion 3	Ziel	Sektion 1	Sektion 2	Sektion 3	Ziel	Sektion 1	Sektion 2	Sektion 3
	0:55,861	0:19,772	0:18,894	0:17,143	0:55,873	0:19,793	0:18,807	0:17,106	0:55,924	0:19,761	0:18,820	0:17,159	0:55,940	0:19,669	0:18,888	0:17,016	0:55,966	0:19,848	0:18,868	0:17,156
Runde 1	1:17,492	0:24,962	0:23,696	0:28,834	1:14,388	0:24,628	0:25,188	0:24,572	1:11,632	0:22,335	0:24,842	0:24,455	1:06,236	0:23,151	0:22,831	0:20,254	0:58,358	0:21,149	0:19,620	0:17,589
Runde 2	1:05,866	0:27,467	0:21,222	0:17,177	1:04,299	0:23,726	0:23,344	0:17,229	0:59,366	0:22,330	0:19,767	0:17,269	0:56,300	0:20,044	0:18,989	0:17,267	0:56,688	0:20,270	0:19,037	0:17,381
Runde 3	0:56,695	0:20,290	0:19,255	0:17,150	0:58,166	0:20,292	0:20,017	0:17,857	0:56,155	0:19,798	0:19,000	0:17,357	0:56,103	0:19,927	0:19,056	0:17,120	0:56,583	0:19,930	0:19,260	0:17,393
Runde 4	0:56,363	0:20,051	0:18,894	0:17,418	0:57,495	0:20,007	0:18,807	0:18,681	0:55,924	0:19,772	0:18,949	0:17,203	0:56,277	0:20,126	0:19,048	0:17,103	0:56,204	0:19,943	0:18,890	0:17,371
Runde 5	0:57,002	0:20,307	0:19,525	0:17,170	0:57,206	0:20,531	0:19,528	0:17,147	0:56,058	0:19,937	0:18,938	0:17,183	0:55,940	0:19,807	0:18,995	0:17,138	1:01,225	0:20,072	0:20,528	0:20,625
Runde 6	0:55,895	0:19,814	0:18,938	0:17,143	0:55,873	0:19,803	0:18,964	0:17,106	0:56,359	0:20,380	0:18,820	0:17,159	1:02,449	0:22,915	0:19,662	0:19,872	0:56,547	0:20,370	0:18,936	0:17,241
Runde 7	0:55,861	0:19,772	0:18,997		0:56,159	0:19,793	0:19,028		1:05,767	0:19,761	0:25,152		0:57,119	0:20,577	0:18,930	0:17,612	0:56,516	0:20,276	0:18,924	0:17,316
Runde 8		0:19,779	0:18,941			0:19,927	0:19,062			0:19,780	0:18,979		0:56,596	0:19,942	0:19,119	0:17,535	0:56,500	0:20,030	0:19,025	0:17,445
Runde 9													0:56,039	0:19,879	0:19,144	0:17,016	0:56,165	0:19,946	0:18,917	0:17,302
Runde 10													0:57,435	0:19,787	0:19,808	0:17,840	0:56,322	0:20,078	0:18,947	0:17,297
Runde 11													0:58,061	0:20,433	0:20,476		0:55,966	0:19,848	0:18,962	0:17,156
Runde 12														0:19,669	0:18,888		0:56,276	0:19,992	0:18,997	0:17,287
Runde 13																	0:57,258	0:20,137	0:18,868	
																		0:20,632	0:33,109	

Rotax Max Challenge Grand Finals 2013 New Orleans (USA) 13.-16. November 2013

Qualifying Practice Senior even Numbers

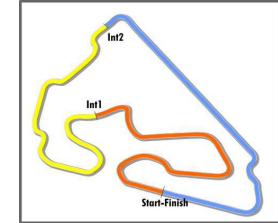


Die schnellsten Zeiten				
Ort	Nr. Fahrername	Zeit	Streckenl.	Ø Speed
Ziel	252 Rochford, Daniel	0:55,430	1460 m	94,8 km/h
Sektion 1	210 Eastwood, Charlie	0:19,505	490 m	90,4 km/h
Sektion 2	272 Askew, Oliver	0:18,635	490 m	94,7 km/h
Sektion 3	252 Rochford, Daniel	0:16,962	480 m	101,9 km/h

	theoretisch mögliche Bestzeit 0:55,629 Stnr.234 Forman,Jiri Czech MS Kart Racing Team s.r.o.				theoretisch mögliche Bestzeit 0:55,821 Stnr.246 Hongli,Ye China KRS Motorsports				theoretisch mögliche Bestzeit 0:55,966 Stnr.254 Gonzalez,Marc Spain Binakart				theoretisch mögliche Bestzeit 0:55,907 Stnr.228 Ang,Gilbert Malaysia KRS Motorsports				theoretisch mögliche Bestzeit 0:55,975 Stnr.242 Kivi,Kairo Estonia AGS Racing			
	Ziel	Sektion 1	Sektion 2	Sektion 3	Ziel	Sektion 1	Sektion 2	Sektion 3	Ziel	Sektion 1	Sektion 2	Sektion 3	Ziel	Sektion 1	Sektion 2	Sektion 3	Ziel	Sektion 1	Sektion 2	Sektion 3
	0:55,996	0:19,620	0:18,870	0:17,139	0:56,005	0:19,838	0:18,978	0:17,005	0:56,045	0:19,852	0:18,981	0:17,133	0:56,062	0:19,813	0:18,869	0:17,225	0:56,114	0:19,701	0:19,096	0:17,178
Runde 1	1:22,674	0:26,440	0:25,222	0:31,012	1:21,480	0:27,149	0:26,619	0:27,712	1:16,324	0:23,921	0:25,669	0:26,734	1:02,709	0:23,266	0:21,617	0:17,826	1:08,474	0:21,968	0:23,558	0:22,948
Runde 2	1:01,423	0:20,671	0:19,565	0:21,187	1:01,136	0:23,873	0:20,079	0:17,184	1:03,994	0:23,462	0:23,259	0:17,273	0:56,942	0:20,209	0:19,105	0:17,628	0:59,602	0:22,159	0:20,004	0:17,439
Runde 3	0:57,019	0:20,667	0:19,026	0:17,326	1:01,164			0:17,632	0:58,891	0:21,372	0:20,302	0:17,217	0:56,636	0:20,264	0:18,996	0:17,376	0:56,144	0:19,870	0:19,096	0:17,178
Runde 4	0:55,996	0:19,864	0:18,993	0:17,139	0:56,708	0:20,455	0:19,125	0:17,128	0:56,534	0:20,020	0:18,981	0:17,533	0:57,163	0:20,088	0:19,017	0:18,058	0:59,459	0:22,857	0:19,291	0:17,311
Runde 5	0:57,870	0:19,620	0:19,663	0:18,587	0:57,055	0:20,465	0:19,585	0:17,005	0:58,037	0:20,301	0:20,342	0:17,394	0:58,065	0:20,353	0:19,182	0:18,530	0:56,114	0:19,701	0:19,124	0:17,289
Runde 6	0:56,625	0:19,748	0:19,586		0:56,005	0:19,876	0:19,068	0:17,061	0:56,045	0:19,852	0:19,060	0:17,133	0:56,643	0:20,417	0:18,869	0:17,357	0:56,827	0:20,302	0:19,114	0:17,411
Runde 7		0:19,733	0:18,870		0:56,281	0:20,038	0:19,016		0:56,496	0:20,183	0:18,991		0:56,214	0:19,961	0:18,982	0:17,271	0:58,143	0:20,132	0:20,768	
Runde 8						0:19,838	0:18,978			0:22,246	0:19,076		0:57,631	0:20,010	0:19,756	0:17,865	0:19,748	0:19,108		
Runde 9													0:56,062	0:19,813	0:19,024	0:17,225				
Runde 10													1:06,205	0:20,517	0:19,373					
Runde 11													0:20,426	0:21,899						

Rotax Max Challenge Grand Finals 2013 New Orleans (USA) 13.-16. November 2013

Qualifying Practice Senior even Numbers

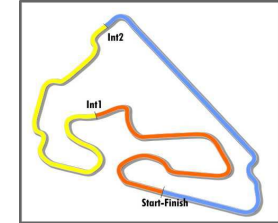


Die schnellsten Zeiten				
Ort	Nr. Fahrername	Zeit	Streckenl.	Ø Speed
Ziel	252 Rochford, Daniel	0:55,430	1460 m	94,8 km/h
Sektion 1	210 Eastwood, Charlie	0:19,505	490 m	90,4 km/h
Sektion 2	272 Askew, Oliver	0:18,635	490 m	94,7 km/h
Sektion 3	252 Rochford, Daniel	0:16,962	480 m	101,9 km/h

	theoretisch mögliche Bestzeit 0:55,876 Stnr.262 Posch,Pascal Switzerland Kart-Club Oerlikon				theoretisch mögliche Bestzeit 0:55,939 Stnr.226 Noor,Senna Indonesia KRS Motorsports				theoretisch mögliche Bestzeit 0:55,982 Stnr.244 Psajd,Vid Slovenia AKK Sportstil				theoretisch mögliche Bestzeit 0:55,842 Stnr.268 Sherlock,William Ireland Michael Doherty				theoretisch mögliche Bestzeit 0:56,289 Stnr.280 Alvarez,Johann Colombia Deportes a Motor			
	Ziel	Sektion 1	Sektion 2	Sektion 3	Ziel	Sektion 1	Sektion 2	Sektion 3	Ziel	Sektion 1	Sektion 2	Sektion 3	Ziel	Sektion 1	Sektion 2	Sektion 3	Ziel	Sektion 1	Sektion 2	Sektion 3
	0:56,147	0:19,767	0:18,927	0:17,182	0:56,181	0:19,689	0:19,033	0:17,217	0:56,199	0:19,782	0:19,034	0:17,166	0:56,351	0:19,840	0:18,937	0:17,065	0:56,395	0:19,760	0:18,991	0:17,538
Runde 1	1:12,939	0:23,339	0:25,060	0:24,540	0:59,057	0:21,610	0:19,598	0:17,849	0:58,084	0:20,778	0:19,549	0:17,757	1:20,018	0:27,117	0:25,063	0:27,838	1:19,405	0:26,424	0:25,550	0:27,431
Runde 2	1:06,560	0:23,734	0:24,662	0:18,164	0:57,150	0:20,531	0:19,079	0:17,540	0:57,030	0:20,182	0:19,338	0:17,510	1:02,649	0:25,104	0:20,368	0:17,177	1:04,232	0:24,780	0:20,911	0:18,541
Runde 3	1:06,097	0:20,094	0:26,327	0:19,676	0:56,680	0:20,112	0:19,113	0:17,455	0:56,682	0:20,020	0:19,159	0:17,503	0:58,514	0:20,333	0:20,567	0:17,614	1:03,881	0:19,799	0:19,450	0:24,632
Runde 4	0:56,945	0:20,303	0:19,203	0:17,439	0:57,761	0:20,132	0:19,158	0:18,471	0:56,745	0:19,949	0:19,181	0:17,615	0:57,064	0:20,954	0:18,969	0:17,141	0:57,815	0:20,608	0:19,201	0:18,006
Runde 5	0:56,147	0:19,996	0:18,962	0:17,189	0:57,287	0:20,502	0:19,242	0:17,543	0:56,597	0:20,126	0:19,059	0:17,412	0:57,064	0:20,709	0:19,290	0:17,065	0:56,395	0:19,760	0:19,097	0:17,538
Runde 6	0:56,486	0:19,767	0:19,537	0:17,182	0:56,457	0:20,034	0:19,166	0:17,257	0:56,595	0:19,831	0:19,163	0:17,601	0:56,351	0:19,840	0:19,265	0:17,246	0:57,011	0:20,090	0:19,336	0:17,585
Runde 7	0:56,234	0:19,888	0:18,927		0:56,282	0:19,864	0:19,124	0:17,294	0:57,170	0:19,903	0:19,168	0:18,099	0:56,762	0:20,325	0:19,062		0:56,793	0:19,948	0:18,991	
Runde 8		0:19,821	0:24,011		0:58,569	0:21,040	0:20,269	0:17,260	0:58,138	0:21,017	0:19,336	0:17,785		0:20,703	0:18,937			0:20,556	0:22,923	
Runde 9					0:56,181	0:19,931	0:19,033	0:17,217	0:56,593	0:19,933	0:19,034	0:17,626								
Runde 10					0:56,290	0:19,689	0:19,294		0:57,241	0:19,782	0:20,177	0:17,282								
Runde 11						0:19,984	0:19,135		0:57,546	0:20,160	0:19,834	0:17,552								
Runde 12									0:56,199	0:19,821	0:19,212	0:17,166								
Runde 13									0:56,876	0:19,918	0:19,464									
										0:19,830	0:19,385									

Rotax Max Challenge Grand Finals 2013 New Orleans (USA) 13.-16. November 2013

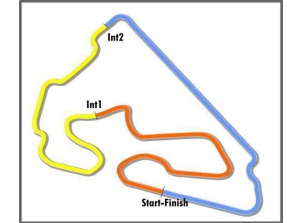
Qualifying Practice Senior even Numbers



Die schnellsten Zeiten				
Ort	Nr. Fahrername	Zeit	Streckenl.	Ø Speed
Ziel	252 Rochford, Daniel	0:55,430	1460 m	94,8 km/h
Sektion 1	210 Eastwood, Charlie	0:19,505	490 m	90,4 km/h
Sektion 2	272 Askew, Oliver	0:18,635	490 m	94,7 km/h
Sektion 3	252 Rochford, Daniel	0:16,962	480 m	101,9 km/h

theoretisch mögliche Bestzeit 0:56,033 Strn.216 Serenko,Alexander Russia Aviagamma Ltd					theoretisch mögliche Bestzeit 0:56,214 Strn.238 Mohd Noor,Syazwan Malaysia KRS Motorsports				theoretisch mögliche Bestzeit 0:56,340 Strn.214 Tyurina,Anastasiya Russia Aviagamma Ltd				theoretisch mögliche Bestzeit 0:56,198 Strn.264 Valenza,Philippe United Arab Emirates Al Ain Raceway				theoretisch mögliche Bestzeit 0:56,253 Strn.224 Alves,Yuri Brazil Team Brasil			
Ziel	Sektion 1	Sektion 2	Sektion 3		Ziel	Sektion 1	Sektion 2	Sektion 3	Ziel	Sektion 1	Sektion 2	Sektion 3	Ziel	Sektion 1	Sektion 2	Sektion 3	Ziel	Sektion 1	Sektion 2	Sektion 3
0:56,437	0:19,971	0:18,886	0:17,176		0:56,443	0:19,934	0:18,858	0:17,422	0:56,525	0:19,957	0:19,036	0:17,347	0:56,572	0:19,823	0:19,093	0:17,282	0:57,188	0:19,957	0:19,085	0:17,211
Runde 1	1:22,017	0:27,191	0:26,667	0:28,159	1:19,504	0:24,723	0:25,520	0:29,261	1:20,616	0:27,298	0:24,538	0:28,780	1:20,870	0:25,963	0:25,813	0:29,094	0:58,840	0:21,404	0:19,654	0:17,782
Runde 2	1:01,521	0:24,071	0:20,274	0:17,176	1:01,815	0:23,371	0:20,890	0:17,554	1:00,754	0:23,323	0:19,974	0:17,457	1:01,196	0:23,447	0:20,160	0:17,589	0:58,800	0:20,439	0:19,388	0:18,973
Runde 3	0:58,224	0:20,814	0:20,220	0:17,190	0:56,773	0:20,265	0:19,079	0:17,429	0:57,377	0:20,137	0:19,670	0:17,570	0:59,109	0:21,175	0:20,479	0:17,455	1:16,251	0:23,533	0:25,269	0:27,449
Runde 4	0:56,437	0:20,105	0:18,896	0:17,436	0:56,855	0:20,211	0:19,083	0:17,561	0:56,625	0:20,058	0:19,036	0:17,531	0:56,572	0:20,156	0:19,134	0:17,282	1:00,232	0:22,068	0:20,841	0:17,323
Runde 5	1:15,188	0:20,440	0:19,007	0:35,741	0:57,079	0:20,392	0:19,265	0:17,422	0:56,525	0:19,992	0:19,186	0:17,347	0:59,233	0:21,723	0:20,210	0:17,300	0:59,165	0:20,919	0:20,886	0:17,360
Runde 6	0:57,246	0:20,781	0:18,970	0:17,495	0:56,569	0:20,070	0:18,858	0:17,641	0:57,053	0:20,010	0:19,418	0:17,625	0:56,744	0:20,277	0:19,093		0:57,188	0:20,128	0:19,085	0:17,975
Runde 7	0:56,946	0:19,971	0:18,886		0:56,443	0:19,934	0:18,897		0:59,437	0:20,707	0:21,175			0:19,823	0:20,126		0:58,624	0:22,016	0:19,397	0:17,211
Runde 8		0:20,296	0:21,880			0:20,546	0:19,450			0:19,957	0:19,195						1:08,073	0:20,592	0:29,339	0:18,142
Runde 9																	0:57,238	0:19,957	0:19,375	
Runde 10																		0:20,012	0:21,463	

Rotax Max Challenge Grand Finals 2013 New Orleans (USA) 13.-16. November 2013 Qualifying Practice Senior even Numbers



Die schnellsten Zeiten				
Ort	Nr. Fahrername	Zeit	Streckenl.	Ø Speed
Ziel	252 Rochford, Daniel	0:55,430	1460 m	94,8 km/h
Sektion 1	210 Eastwood, Charlie	0:19,505	490 m	90,4 km/h
Sektion 2	272 Askew, Oliver	0:18,635	490 m	94,7 km/h
Sektion 3	252 Rochford, Daniel	0:16,962	480 m	101,9 km/h

theoretisch mögliche Bestzeit 1:12,109 Strn.212 Bielecki, Kacper Poland Mariusz Bielecki																				
Ziel	Sektion 1	Sektion 2	Sektion 3	Ziel	Sektion 1	Sektion 2	Sektion 3	Ziel	Sektion 1	Sektion 2	Sektion 3	Ziel	Sektion 1	Sektion 2	Sektion 3	Ziel	Sektion 1	Sektion 2	Sektion 3	
0:59,295	0:19,914	0:18,857	0:33,338																	
Runde 1	1:21,102	0:22,718	0:25,046	0:33,338																
Runde 2	0:59,295	0:21,504	0:19,324																	
Runde 3		0:19,914	0:18,857																	

Rotax Max Challenge Grand Finals 2013 New Orleans (USA) 13.-16. November 2013

Qualifying Practice Senior even Numbers



Ziel		Sektion 1		Sektion 2		Sektion 3	
Fahrername	Zeit	Fahrername	Zeit	Fahrername	Zeit	Fahrername	Zeit
1 252 Rochford, Daniel	0:55,430	210 Eastwood, Charlie	0:19,505	272 Askew, Oliver	0:18,635	252 Rochford, Daniel	0:16,962
2 210 Eastwood, Charlie	0:55,494	236 Borlido, Bruno	0:19,539	220 Claman-Demelo, Zachary	0:18,670	218 Parkins, Nathan	0:16,993
3 278 Aitken, Max	0:55,499	258 Cousin, Jules	0:19,572	230 Bezel, Petr	0:18,690	250 Ferencz, Mark	0:16,995
4 266 Brand, Edward	0:55,522	272 Askew, Oliver	0:19,607	266 Brand, Edward	0:18,733	220 Claman-Demelo, Zachary	0:17,000
5 220 Claman-Demelo, Zachary	0:55,529	278 Aitken, Max	0:19,615	252 Rochford, Daniel	0:18,736	246 Hongli, Ye	0:17,005
6 218 Parkins, Nathan	0:55,558	234 Forman, Jiri	0:19,620	210 Eastwood, Charlie	0:18,753	232 Bedard, Olivier	0:17,016
7 236 Borlido, Bruno	0:55,576	260 Arcsott, Phillip	0:19,645	278 Aitken, Max	0:18,756	268 Sherlock, William	0:17,065
8 250 Ferencz, Mark	0:55,638	222 Magnusson, Jesper	0:19,646	250 Ferencz, Mark	0:18,756	272 Askew, Oliver	0:17,100
9 230 Bezel, Petr	0:55,646	218 Parkins, Nathan	0:19,648	240 Vitar, Jorge Arturo	0:18,760	258 Cousin, Jules	0:17,103
10 272 Askew, Oliver	0:55,659	266 Brand, Edward	0:19,653	258 Cousin, Jules	0:18,764	248 Bryntesson, Thomas	0:17,106
11 222 Magnusson, Jesper	0:55,699	256 Pozzoli, Xavier	0:19,666	248 Bryntesson, Thomas	0:18,807	230 Bezel, Petr	0:17,107
12 260 Arcsott, Phillip	0:55,708	232 Bedard, Olivier	0:19,669	236 Borlido, Bruno	0:18,812	210 Eastwood, Charlie	0:17,109
13 258 Cousin, Jules	0:55,727	220 Claman-Demelo, Zachary	0:19,684	260 Arcsott, Phillip	0:18,815	236 Borlido, Bruno	0:17,112
14 240 Vitar, Jorge Arturo	0:55,810	226 Noor, Senna	0:19,689	274 Neri, Nick	0:18,820	278 Aitken, Max	0:17,117
15 256 Pozzoli, Xavier	0:55,857	242 Kivi, Kairo	0:19,701	212 Bielecki, Kacper	0:18,857	260 Arcsott, Phillip	0:17,123
16 276 Palmer, Andrew	0:55,861	250 Ferencz, Mark	0:19,709	238 Mohd Noor, Syazwan	0:18,858	240 Vitar, Jorge Arturo	0:17,130
17 248 Bryntesson, Thomas	0:55,873	252 Rochford, Daniel	0:19,732	270 Mahadik, Krishnaraaj	0:18,868	254 Gonzalez, Marc	0:17,133
18 274 Neri, Nick	0:55,924	230 Bezel, Petr	0:19,737	228 Ang, Gilbert	0:18,869	266 Brand, Edward	0:17,136
19 232 Bedard, Olivier	0:55,940	240 Vitar, Jorge Arturo	0:19,744	234 Forman, Jiri	0:18,870	234 Forman, Jiri	0:17,139
20 270 Mahadik, Krishnaraaj	0:55,966	280 Alvarez, Johann	0:19,760	222 Magnusson, Jesper	0:18,874	222 Magnusson, Jesper	0:17,141
21 234 Forman, Jiri	0:55,996	274 Neri, Nick	0:19,761	216 Serenko, Alexander	0:18,886	276 Palmer, Andrew	0:17,143
22 246 Hongli, Ye	0:56,005	262 Posch, Pascal	0:19,767	232 Bedard, Olivier	0:18,888	270 Mahadik, Krishnaraaj	0:17,156
23 254 Gonzalez, Marc	0:56,045	276 Palmer, Andrew	0:19,772	276 Palmer, Andrew	0:18,894	274 Neri, Nick	0:17,159
24 228 Ang, Gilbert	0:56,062	244 Psajd, Vid	0:19,782	218 Parkins, Nathan	0:18,900	244 Psajd, Vid	0:17,166
25 242 Kivi, Kairo	0:56,114	248 Bryntesson, Thomas	0:19,793	262 Posch, Pascal	0:18,927	216 Serenko, Alexander	0:17,176
26 262 Posch, Pascal	0:56,147	228 Ang, Gilbert	0:19,813	268 Sherlock, William	0:18,937	242 Kivi, Kairo	0:17,178
27 226 Noor, Senna	0:56,181	264 Valenza, Philippe	0:19,823	246 Hongli, Ye	0:18,978	262 Posch, Pascal	0:17,182
28 244 Psajd, Vid	0:56,199	246 Hongli, Ye	0:19,838	254 Gonzalez, Marc	0:18,981	256 Pozzoli, Xavier	0:17,184
29 268 Sherlock, William	0:56,351	268 Sherlock, William	0:19,840	280 Alvarez, Johann	0:18,991	224 Alves, Yuri	0:17,211
30 280 Alvarez, Johann	0:56,395	270 Mahadik, Krishnaraaj	0:19,848	256 Pozzoli, Xavier	0:18,999	226 Noor, Senna	0:17,217
31 216 Serenko, Alexander	0:56,437	254 Gonzalez, Marc	0:19,852	226 Noor, Senna	0:19,033	228 Ang, Gilbert	0:17,225
32 238 Mohd Noor, Syazwan	0:56,443	212 Bielecki, Kacper	0:19,914	244 Psajd, Vid	0:19,034	264 Valenza, Philippe	0:17,282
33 214 Tyurina, Anastasiya	0:56,525	238 Mohd Noor, Syazwan	0:19,934	214 Tyurina, Anastasiya	0:19,036	214 Tyurina, Anastasiya	0:17,347
34 264 Valenza, Philippe	0:56,572	214 Tyurina, Anastasiya	0:19,957	224 Alves, Yuri	0:19,085	238 Mohd Noor, Syazwan	0:17,422
35 224 Alves, Yuri	0:57,188	224 Alves, Yuri	0:19,957	264 Valenza, Philippe	0:19,093	280 Alvarez, Johann	0:17,538
36 212 Bielecki, Kacper	0:59,295	216 Serenko, Alexander	0:19,971	242 Kivi, Kairo	0:19,096	212 Bielecki, Kacper	0:33,338